

**INDUSTRY PRICE LIST 2025 - 2026**





**PRICE LIST 2025 - 2026**  
**INDUSTRY**

Update September 2025







# OUR PRODUCTS

---

## WEIGHING PLATFORMS

M-type single cell platforms	8
M-type single cell floor scales in painted steel with display	10
M-type single cell floor scales in stainless steel with display	11
PVS/A type 4-cell platforms to be buried flush with the floor	12
PVS/C type 4-cell platforms to be buried flush with the floor and above ground	14
PVS/B type 4-cell platforms for installation above floor	16
PVS/A type 4-cell platforms to be buried flush with the floor, openable version	18
PVM/A/B type 4-cell platforms, shockproof	20
PLP-type 4-cell low-profile platforms	22
PFE iron-weighing 4-cell platforms	24
Overhead weighbridge / BME wall scale	25
Wheel weighing platforms	26
Special platforms	27

---

<b>WEIGHING PLATFORMS</b>	Weight displays without printer	
	Stainless steel SC-1/60 display	<b>29</b>
	Abs Fly/1 display	<b>30</b>
	Stainless steel Fly mini display	<b>31</b>
	Fly TN-IP67 display	<b>32</b>
	Fly Plus display	<b>33</b>
	Stainless steel Iscale display	<b>35</b>
	Stainless steel Iscale Color display	<b>37</b>
	Weight displays with printer	<b>39</b>
	Touch screen weight displays with printer	<b>41</b>
	Flush-mounted displays for checks and dosage	<b>42</b>
	Weight transmitters	<b>44</b>
	ATEX weight displays	<b>47</b>
	Weight repeaters	<b>48</b>

---

<b>INDUSTRIAL PIECE COUNTERS</b>	Stainless steel piece counter	<b>49</b>
	Piece counter software / PC Touch Screen 15"	<b>51</b>

---

<b>MOTION WEIGHING</b>	TP pallet truck scales	<b>52</b>
	ATEX pallet truck scales	<b>53</b>
	PFL weighing forks	<b>54</b>
	TP pallet weighing	<b>55</b>
	Twist Lock weighing system	<b>56</b>

---

<b>WEIGHT AND VOLUME DETECTION SYSTEMS</b>	Volumetric scales	<b>58</b>
	Weight and volume motion detection system	<b>59</b>
	E-Flash Scan weight and volume detection system	<b>60</b>
	E-Flash Scan Soft weight and volume detection system	<b>61</b>
	Digital bluetooth meter	<b>62</b>

<b>WEIGHING AND LABELLING STATIONS</b>	Weighing and labelling stations	<b>63</b>
	PC Touch Screen	<b>64</b>
	Trolleys	<b>66</b>
	Labelling printers	<b>67</b>
	Barcode readers	<b>68</b>
<b>BRIDGE WEIGHING MACHINES</b>	Type SP-A bridge weighing machines	<b>69</b>
	SP-D type bridge and PE axle weighing machines	<b>70</b>
	Full double lane bridge weighing machines	<b>71</b>
	Double lane bridge weighing machines with central opening	<b>72</b>
	4-cell PVS/A type vehicle weighing platforms	<b>73</b>
	Bridge weighing scale software / PC Touch Screen 15"	<b>74</b>
	Coin box for bridge weighing machine	<b>75</b>
<b>LOAD CELLS</b>	Load cells	<b>76</b>
	Anti-tilt joint kit with cell	<b>78</b>
	Load cell accessories	<b>82</b>
	Load cell data sheets	<b>83</b>
<b>PROFIT AREA</b>	OCS dynamometers	<b>99</b>
	FMS02 ITALY 4-cell platforms with display or platform only	<b>100</b>
	MERCURY 24 single-cell platforms with display or platform only	<b>101</b>
	APS AW pallet truck scale	<b>102</b>
	MERCURY 24 package scale Made in Italy	<b>103</b>
	MERCURY 24 viewer	<b>104</b>
	ACS-Z scale	<b>105</b>
	GTW-INOX stainless steel scale	<b>106</b>

# WEIGHING PLATFORMS


## M-TYPE SINGLE CELL PLATFORMS



**M15**



**M30**



**M40/M60/M80**

### Main features:

---


- Single cell weighing platform in painted steel or AISI 304 stainless steel.
- Weight detection by a stainless steel "off centre" load cell with IP67 protection approved up to 4000 divisions (fully welded IP69 stainless steel load cell on request).
- Shielded 3m display connection cable.



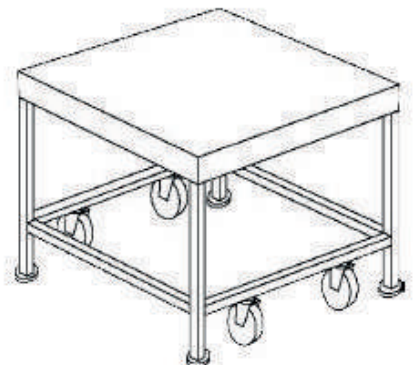
*Floor scale  
version*



*Display stand*



*Double decker  
trolley*



*Trolley*

# WEIGHING PLATFORMS M-TYPE

Available versions with approved load cells up to 4000 divisions

Model	Load and DIV		1° Range			stainless stell plate code		Inox code
	Max kg	e g	Max kg*	e g*				
15x15	0,6 1,5	0,2 0,5						PM110K6 PM111K5
30x30	3 6 15 30	1 2 5 10	1 3 6 15	0,5 1 2 5				PM31003 PM31006 PM31015 PM31030
40x40	30 60 150	10 20 50	15 30 60	5 10 20		PMERCURY403030 PMERCURY403060 PMERCURY403150		PM48030 PM48060 PM48150
60x60	60 150 300	20 50 100	30 60 150	10 20 150		PMERCURY603060 PMERCURY603150 PMERCURY603000		PM68060 PM68150 PM68300
80x80	150 300 600	50 100 200	60 150 300	20 50 100		PMERCURY 801500 PMERCURY803000 PMERCURY806000		PM88150 PM88300 PM88600

\*For approved to 6000 divisions version up to size 40x40 + 10% on above prices

IP68 cells price on request.

Special sizes and capacities **price on request.**

M-type platform accessories	stainless stell plate code		
40 cm side rail	OM40SPD		OM41SPD
60 cm side rail	OM60SPD		OM61SPD
80 cm side rail	OM80SPD		OM81SPD
Trolley for M40 double decker	OM40C2P		OM41C2P
Trolley for M60 double decker	OM60C2P		OM61C2P
Trolley for M40	OM40CAR		OM41CAR
Trolley for M60	OM60CAR		OM61CAR
Trolley for M80	OM80CAR		OM81CAR
60 cm ramp	OSB0RMP-060X090		OSB1RMP-060X090
Oval display stand 310 mm			AND186108057310
Oval display stand 550 mm			AND186108135
Oval display stand 1050 mm			AND186108137



## Radio Frequency Platform Connection Module - Indicator

RF868/RS232-RS485-USB waterproof radio transceiver with antenna to be mounted on display.

- Internal rechargeable batteries (autonomy 200 h)

Weight radio transmitter card mod. S178

with antenna and 4 stylus ni-mh 2500mah to be mounted on platform

## Codice

OGE0-RF868

OGE0-RF868



INDUSTRIA

# M-TYPE SINGLE CELL FLOOR SCALES IN PAINTED STEEL WITH DISPLAY



**M 40x40**



**M 60x60**



**M 80x80**

## Main features:

- Single-cell weighing platform in painted steel or with stainless steel plate.
- Weight detection by an "off-centre" stainless steel load cell with IP67 protection approved for up to 4000 divisions.
- Variable-height column in aluminium and plate with tailboard.
- FLY/1 STANDARD model weight display in ABS plastic, with bracket and battery.

## WEIGHING SCALES M-TYPE

Models with Fly/1 Standard display	Capacity and division		Painted code
M 40x40	Kg.15/30/60/150 : MR		BM403..
M 60x60	Kg.30/60/150/300 : MR		BM603..
M 80x80	Kg. 60/150/300/600 : MR		BM803..

Special sizes and capacities **price on request**

**NOTE (please specify when ordering)**

**B – low column 55 cm**

**A – high column 105 cm**

Painted floor scales accessories		Code
3-sided stainless steel plate for platform model M 40x40		OM41PT3
3-sided stainless steel plate for platform model M 60x60		OM61PT3

# M-TYPE SINGLE CELL FLOOR SCALES IN STAINLESS STEEL WITH DISPLAY



**M 30x30**



**M 40x40**



**M 60x60**



**M 80x80**

## Main features:

- Single cell weighing platform made entirely of stainless steel.
- Weight detection by a stainless steel "off centre" load cell with IP67 protection approved up to 4000 divisions (fully welded IP68 stainless steel load cell on request).
- Variable-height column in aluminium and plate with tailboard.
- FLY MINI model weight display in stainless steel, with bracket and battery.

## WEIGHING SCALES M-TYPE

MODELS WITH FLY MINI DISPLAY	Capacity and division		Inox code
M 30x30	Kg.3/6/15/30 : MR		BM308..
M 40x40	Kg.15/30/60/150 : MR		BM408..
M 60x60	Kg.30/60/150/300 : MR		BM608..
M 80x80	Kg. 60/150/300/600 : MR		BM808..

Special sizes and capacities **price on request**

**NOTE (please specify when ordering)**



**B – low column 55 cm**

**A – high column 105 cm**

Painted floor scales accessories		Code
3-sided stainless steel plate for platform model M 40x40		OM41PT3
3-sided stainless steel plate for platform model M 60x60		OM61PT3



# PVS/A TYPE 4-CELL PLATFORMS TO BE BURIED FLUSH WITH THE FLOOR



*Stainless steel platform*

## **Caratteristiche Principali:**

- Single-structure weighing platform in painted steel (with smooth plate) or stainless steel (with circle polished plate) for floor installation.
- Weight measurement by 4 stainless steel shear beam load cells, approved up to 4000 divisions and with IP67 protection (for the painted steel platform) or with IP69 protection (for the stainless steel platform).
- Cavo schermato di collegamento al visore di 5m.
- Shielded 5m display connection cable.
- Self-centring articulated feet for each load cell and spirit level.
- Frame for foundation pit with 4 support leg corners (optional).



# PVS/A TYPE 4-CELL PLATFORMS TO BE BURIED FLUSH WITH THE FLOOR

Available versions with approved load cells up to 4000 divisions

Model	Load and DIV		1° Range			Painted code		Inox code
	Max kg	e g	Max kg*	e g*				
80x80	150	50	60	20		PSA0150-080X080		PSA1150-080X080
	300	100	150	50		PSA0300-080X080		PSA1300-080X080
	600	200	300	100		PSA0600-080X080		PSA1600-080X080
100x100	300	100	150	50		PSA0300-100X100		PSA1300-100X100
	600	200	300	100		PSA0600-100X100		PSA1600-100X100
	1500	500	600	200		PSA01T5-100X100		PSA11T5-100X100
100x125	600	200	300	100		PSA0600-100X125		PSA1600-100X125
	1500	500	600	200		PSA01T5-100X125		PSA11T5-100X125
	3000	1000	1500	500		PSA03T0-100X125		PSA13T0-100X125
125x125	600	200	300	100		PSA0600-125X125		PSA1600-125X125
	1500	500	600	200		PSA01T5-125X125		PSA11T5-125X125
	3000	1000	1500	500		PSA03T0-125X125		PSA13T0-125X125
125x150	600	200	300	100		PSA0600-125X150		PSA1600-125X150
	1500	500	600	200		PSA01T5-125X150		PSA11T5-125X150
	3000	1000	1500	500		PSA03T0-125X150		PSA13T0-125X150
125x200	600	200	300	100		PSA0600-125X200		PSA1600-125X200
	1500	500	600	200		PSA01T5-125X200		PSA11T5-125X200
	3000	1000	1500	500		PSA03T0-125X200		PSA13T0-125X200
150x150	600	200	300	100		PSA0600-150X150		PSA1600-150X150
	1500	500	600	200		PSA01T5-150X150		PSA11T5-150X150
	3000	1000	1500	500		PSA03T0-150X150		PSA13T0-150X150
150x200	600	200	300	100		PSA0600-150X200		PSA1600-150X200
	1500	500	600	200		PSA01T5-150X200		PSA11T5-150X200
	3000	1000	1500	500		PSA03T0-150X200		PSA13T0-150X200
150x250	1500	500	600	200		PSA01T5-150X250		PSA11T5-150X250
	3000	1000	1500	500		PSA03T0-150X250		PSA13T0-150X250


Special sizes and capacities **price on request**

Additional cost for removable screwed plate: **price on request**

PVS/A 4-cell platform accessories		Painted code		Inox code
Frame 80x80		ACB0582N080X080		ACB0582I080X080
Frame 100x100		ACB0584N100X100		ACB0584I100X100
Frame 100x125		ACB0585N100X125		ACB0585I100X125
Frame 125x125		ACB0586N125X125		ACB0586I125X125
Frame 125x150		ACB0587N125X150		ACB0587I125X150
Frame 125x200		ACB0588N125X200		ACB0588I125X200
Frame 150x150		ACB0589N150X150		ACB0589I150X150
Frame 150x200 Max 1000 kg		ACB0590N150X200		ACB0590I150X200
Frame 150x200 Max 3000 kg		ACB0592N150X200		ACB0592I150X200
Frame 150x250		ACB0593N150X250		ACB0593I150X250
Sheathing insulation				OGE1COB
Platform stand H 200 mm		CAVALLETTO		CAVALLETTO-I
Display floor stand		OGE0COP		OGE1CLE



# PVS/C TYPE 4-CELL PLATFORMS TO BE BURIED FLUSH WITH THE FLOOR AND ABOVE GROUND



## Main features:

---

- Single-structure weighing platform in painted steel (with smooth plate).
- Weight measurement by 4 stainless steel shear beam load cells, approved up to 3000 divisions and with IP67 protection.
- Shielded 5m display connection cable.
- Self-centring articulated feet for each load cell and spirit level.
- Junction box with card, connectors and IP68 protection.
- Frame for foundation pit with 4 support leg corners (optional).

# PVS/C TYPE 4-CELL PLATFORMS TO BE BURIED FLUSH WITH THE FLOOR AND ABOVE GROUND

Available versions with approved load cells up to 3000 divisions

Model	Load and DIV		1° Range			Painted code
	Max kg	e g	Max kg*	e g*		
80x80	150	50	60	20		PSC0150-080X080
	300	100	150	50		PSC0300-080X080
	600	200	300	100		PSC0600-080X080
100x100	300	100	150	50		PSC0300-100X100
	600	200	300	100		PSC0600-100X100
	1500	500	600	200		PSC01T5-100X100
100x125	600	200	300	100		PSC0600-100X125
	1500	500	600	200		PSC01T5-100X125
	3000	1000	1500	500		PSC03T0-100X125
125x125	600	200	300	100		PSC0600-125X125
	1500	500	600	200		PSC01T5-125X125
	3000	1000	1500	500		PSC03T0-125X125
125x150	600	200	300	100		PSC0600-125X150
	1500	500	600	200		PSC01T5-125X150
	3000	1000	1500	500		PSC03T0-125X150
150x150	600	200	300	100		PSC0600-150X150
	1500	500	600	200		PSC01T5-150X150
	3000	1000	1500	500		PSC03T0-150X150
125x200	600	200	300	100		PSC0600-125X200
	1500	500	600	200		PSC01T5-125X200
	3000	1000	1500	500		PSC03T0-125X200
150x200	600	200	300	100		PSC0600-150X200
	1500	500	600	200		PSC01T5-150X200
	3000	1000	1500	500		PSC03T0-150X200


Special sizes and capacities **price on request**

Additional cost for removable screwed plate: **price on request**

PVS/C 4-cell platform accessories	Painted code		Inox code
Frame 80x80	ACB0582N080X080		ACB0582I080X080
Frame 100x100	ACB0584N100X100		ACB0584I100X100
Frame 100x125	ACB0585N100X125		ACB0585I100X125
Frame 125x125	ACB0586N125X125		ACB0586I125X125
Frame 125x150	ACB0587N125X150		ACB0587I125X150
Frame 125x200	ACB0588N125X200		ACB0588I125X200
Frame 150x150	ACB0589N150X150		ACB0589I150X150
Frame 150x200 Max 1000 kg	ACB0590N150X200		ACB0590I150X200
Frame 150x200 Max 3000 kg	ACB0592N150X200		ACB0592I150X200
Frame 150x250	ACB0593N150X250		ACB0593I150X250
Sheathing insulation			OGE1COB
Platform stand H 200 mm	CAVALLETTO		CAVALLETTO-I
Display floor stand	OGE0COP		OGE1CLE



# PVS/B TYPE 4-CELL PLATFORMS FOR INSTALLATION ABOVE FLOOR



## Main features:

---

- Single-structure weighing platform in painted steel (with smooth plate) or stainless steel (with circle polished plate) for installation above floor.
- Weight measurement by 4 stainless steel shear beam load cells, approved up to 4000 divisions and with IP67 protection (for the painted steel platform) or with IP69 protection (for the stainless steel platform).
- Shielded 5m display connection cable.
- Self-centring articulated feet for each load cell and spirit level.
- Junction box with card, connectors and IP68 protection.

# PVS/B TYPE 4-CELL PLATFORMS FOR INSTALLATION ABOVE FLOOR

Available versions with approved load cells up to 4000 divisions

Model	Load and DIV		1° Range			Painted code		Inox code
	Max kg	e g	Max kg*	e g*				
80x80	150	50	60	20		PSB0150-080X080		PSB1150-080X080
	300	100	150	50		PSB0300-080X080		PSB1300-080X080
	600	200	300	100		PSB0600-080X080		PSB1600-080X080
100x100	300	100	150	50		PSB0300-100X100		PSB1300-100X100
	600	200	300	100		PSB0600-100X100		PSB1600-100X100
	1500	500	600	200		PSB01T5-100X100		PSB11T5-100X100
100x125	600	200	300	100		PSB0600-100X125		PSB1600-100X125
	1500	500	600	200		PSB01T5-100X125		PSB11T5-100X125
	3000	1000	1500	500		PSB03T0-100X125		PSB13T0-100X125
125x125	600	200	300	100		PSB0600-125X125		PSB1600-125X125
	1500	500	600	200		PSB01T5-125X125		PSB11T5-125X125
	3000	1000	1500	500		PSB03T0-125X125		PSB13T0-125X125
125x150	600	200	300	100		PSB0600-125X150		PSB1600-125X150
	1500	500	600	200		PSB01T5-125X150		PSB11T5-125X150
	3000	1000	1500	500		PSB03T0-125X150		PSB13T0-125X150
125x200	600	200	300	100		PSB0600-125X200		PSB1600-125X200
	1500	500	600	200		PSB01T5-125X200		PSB11T5-125X200
	3000	1000	1500	500		PSB03T0-125X200		PSB13T0-125X200
150x150	600	200	300	100		PSB0600-150X150		PSB1600-150X150
	1500	500	600	200		PSB01T5-150X150		PSB11T5-150X150
	3000	1000	1500	500		PSB03T0-150X150		PSB1600-150X200
150x200	600	200	300	100		PSB0600-150X200		PSB11T5-150X200
	1500	500	600	200		PSB01T5-150X200		PSB11T5-150X200
	3000	1000	1500	500		PSB03T0-150X200		PSB13T0-150X150
150x250	1500	500	600	200		PSB01T5-150X250		PSB11T5-150X250
	3000	1000	1500	500		PSB03T0-150X250		PSB13T0-150X250

Special sizes and capacities **price on request**

Additional cost for removable screwed plate: **price on request**

PVS/B 4-cell platform accessories	Painted code		Inox code
Ramp 80x90	OSB0RMP-080X090		OSB1RMP-080X090
Ramp 100x90	OSB0RMP-100X090		OSB1RMP-100X090
Ramp 125x90	OSB0RMP-125X090		OSB1RMP-125X090
Ramp 150x90	OSB0RMP-150X090		OSB1RMP-150X090
Stainless steel cover 80x80			OSB1COI-080X080
Stainless steel cover 100x100			OSB1COI-100X100
Stainless steel cover 100x125			OSB1COI-100X125
Stainless steel cover 125x125			OSB1COI-125X125
Stainless steel cover 125x150			OSB1COI-125X150
Stainless steel cover 125x200			OSB1COI-125X200
Stainless steel cover 150x150			OSB1COI-150X150
Stainless steel cover 150x200			OSB1COI-150X200
Stainless steel cover 150x250			OSB1COI-150X250
Sheathing insulation			OGE1COB
Platform stand H 200 mm	CAVALLETTO		CAVALLETTO-I
Display floor stand	OGE0COP		OGE1CLE



# PVS/A TYPE 4-CELL PLATFORMS TO BE BURIED FLUSH WITH THE FLOOR, OPENABLE VERSION

Openable  
version



## Main features:

- Single-structure weighing platform in stainless steel (with circle polished plate) for floor installation.
- Weight measurement by 4 stainless steel shear beam load cells, approved up to 4000 divisions and with IP69 protection.
- Shielded 5m display connection cable.
- Self-centring articulated feet for each load cell and spirit level.
- Junction box with card, connectors and IP68 protection.
- Stainless steel frame for foundation pit with 4 support leg corners

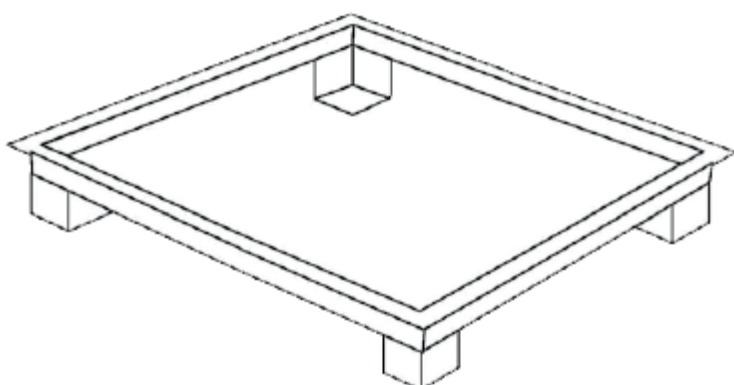
# PVS/A TYPE 4-CELL PLATFORMS TO BE BURIED FLUSH WITH THE FLOOR, OPENABLE VERSION

Available versions with approved load cells up to 4000 divisions

Model	Load and DIV		1° Range		Inox code
	Max kg	e g	Max kg*	e g*	
125x125	1500	500	600	200	PSA21T5-125X125
125x150	1500	500	600	200	PSA21T5-125X150
125x200	1500	500	600	200	PSA21T5-125X200
150x150	1500	500	600	200	PSA21T5-150X150
150x200	1500	500	600	200	PSA21T5-150X200

Special sizes and capacities **price on request**

Special sizes and capacities price on request	Inox code
Frame 125x125	ACB08401125X125
Frame 125x150	ACB08421125X150
Frame 125x200	ACB08441125X200
Frame 150x150	ACB08461150X150
Frame 150x200	ACB0841150X200
Stainless steel piston application (each)	OGE1PTI
Sheathing insulation	OGE1COB
Display floor stand	OGE1CLE



foundation pit frame



Hand truck for platform stand h 200 mm

# PVM/A/B TYPE 4-CELL PLATFORMS, SHOCKPROOF



## Main features:

---

- Single-structure weighing platform in painted steel (with smooth plate) or stainless steel (with circle polished plate) for PVM/A floor installation or PVM/B above floor installation.
- Weight measurement by 4 stainless steel shear beam load cells, approved up to 4000 divisions and with IP67 protection (for the painted steel platform) or with IP69 protection (for the stainless steel platform).
- The cells rest on four ball supports supported by a special shock absorber to allow the platform to swing vertically and laterally.
- Shielded 5m display connection cable.
- Self-centring articulated feet for each load cell and spirit level.
- Junction box with card, connectors and IP68 protection.
- Frame for foundation pit with 4 support leg corners (optional)



# PVM/A/B TYPE 4-CELL PLATFORMS, SHOCKPROOF

Available versions with approved load cells up to 4000 divisions

Model	Load and DIV		1° Range			Painted code		Inox code
	Max kg	e g	Max kg*	e g*				
80x80	150	50	60	20		PMA0150-080X080		PMA1150-080X080
	300	100	150	50		PMA0300-080X080		PMA1300-080X080
	600	200	300	100		PMA0600-080X080		PMA1600-080X080
100x100	300	100	150	50		PMA0300-100X100		PMA1300-100X100
	600	200	300	100		PMA0600-100X100		PMA1600-100X100
	1500	500	600	200		PMA01T5-100X100		PMA11T5-100X100
100x125	600	200	300	100		PMA0600-100X125		PMA1600-100X125
	1500	500	600	200		PMA01T5-100X125		PMA11T5-100X125
	3000	1000	1500	500		PMA03T0-100X125		PMA13T0-100X125
125x125	600	200	300	100		PMA0600-125X125		PMA1600-125X125
	1500	500	600	200		PMA01T5-125X125		PMA11T5-125X125
	3000	1000	1500	500		PMA03T0-125X125		PMA13T0-125X125
125x150	600	200	300	100		PMA0600-125X150		PMA1600-125X150
	1500	500	600	200		PMA01T5-125X150		PMA11T5-125X150
	3000	1000	1500	500		PMA03T0-125X150		PMA13T0-125X150
	6000	2000	3000	1000		PMA06T0-125X150		PMA16T0-125X150
125x200	600	200	300	100		PMA0600-125X200		PMA1600-125X200
	1500	500	600	200		PMA01T5-125X200		PMA11T5-125X200
	3000	1000	1500	500		PMA03T0-125X200		PMA13T0-125X200
	6000	2000	3000	1000		PMA06T0-125X200		PMA16T0-125X200
150x150	600	200	300	100		PMA0600-150X150		PMA1600-150X150
	1500	500	600	200		PMA01T5-150X150		PMA11T5-150X150
	3000	1000	1500	500		PMA03T0-150X150		PMA13T0-150X150
	6000	2000	3000	1000		PMA06T0-150X150		PMA16T0-150X150
150x200	600	200	300	100		PMA0600-150X200		PMA1600-150X200
	1500	500	600	200		PMA01T5-150X200		PMA11T5-150X200
	3000	1000	1500	500		PMA03T0-150X200		PMA13T0-150X200
	6000	2000	3000	1000		PMA06T0-150X200		PMA16T0-150X200
150x250	1500	500	600	200		PMA01T5-150X250		PMA11T5-150X250
	3000	1000	1500	500		PMA03T0-150X250		PMA13T0-150X250
	6000	2000	3000	1000		PMA06T0-150X250		PMA16T0-150X250

Special sizes and capacities **price on request**

Additional cost for removable screwed plate: **price on request**

**NOTE: A – Floor version B – Above floor version**terra

## PVS/A/B 4-cell platform accessories

Frame 80x80	ACB0498N080X080	ACB0498I080X080
Frame 100x100	ACB0500N100X100	ACB0500I100X100
Frame 100x125	ACB0504N100X125	ACB0504I100X125
Frame 125x125	ACB0507N125X125	ACB0507I125X125
Frame 125x150 Max 3000 kg	ACB0510N125X150	ACB0510I125X150
Frame 125x150 Max 6000 kg	ACB0518N125X150	ACB0518I125X150
Frame 125x200 Max 3000 kg	ACB0521N125X200	ACB0521I125X200
Frame 125x200 Max 6000 kg	ACB0524N125X200	ACB0524I125X200
Frame 150x150 Max 3000 kg	ACB0527N150X150	ACB0527I150X150
Frame 150x150 Max 6000 kg	ACB0530N150X150	ACB0530I150X150
Frame 150x200 Max 1000 kg	ACB0533N150X200	ACB0533I150X200
Frame 150x200 Max 3000 kg	ACB0535N150X200	ACB0535I150X200
Frame 150x200 Max 6000 kg	ACB0539N150X200	ACB0539I150X200
Frame 150x250 Max 3000 kg	ACB0264N150X250	ACB0264I150X250
Frame 150x250 Max 6000 kg	ACB0578N150X250	ACB0578I150X250
Legs on counterframe up to 30 cm	OMA0ZCT	OMA1ZCT
Legs on counterframe + fork guide	OMA0ZCG	OMA1ZCG
Sheathing insulation		OGE1COB
Display floor stand	OGE0COP	OGE1CLE

# PLP-TYPE 4-CELL LOW-PROFILE PLATFORMS



## Caratteristiche Principali:

---

- Single-structure weighing platform in painted steel (with smooth plate) or stainless steel (with circle polished plate) for installation above floor.
- Weight measurement by 4 stainless steel shear beam load cells, approved up to 4000 divisions and with IP67 protection (for the painted steel platform) or with IP69 protection (for the stainless steel platform).
- Shielded 5m display connection cable.
- Self-centring articulated feet for each load cell and spirit level.
- Junction box with card, connectors and IP68 protection.
- 22 gently sloping ramps of approx. 60 cm in length ideal for weighing trolleys or pallet trucks.

## PLP-TYPE 4-CELL LOW-PROFILE PLATFORMS

Available versions with approved load cells up to 4000 divisions

Model	Load and DIV		1° Range			Painted code		Inox code
	Max kg	e g	Max kg*	e g*				
80x80	150	50	60	20		PLP0150-080X080		PLP1150-080X080
	300	100	150	50		PLP0300-080X080		PLP1300-080X080
	600	200	300	100		PLP0600-080X080		PLP1600-080X080
100x100	300	100	150	50		PLP0300-100X100		PLP1300-100X100
	600	200	300	100		PLP0600-100X100		PLP1600-100X100
	1500	500	600	200		PLP01T5-100X100		PLP11T5-100X100
100x125	300	100	150	50		PLP0300-100X125		PLP1300-100X125
	600	200	300	100		PLP0600-100X125		PLP1600-100X125
	1500	500	600	200		PLP01T5-100X125		PLP11T5-100X125
125x125	300	100	150	50		PLP0300-125X125		PLP1300-125X125
	600	200	300	100		PLP0600-125X125		PLP1600-125X125
	1500	500	600	200		PLP01T5-125X125		PLP11T5-125X125
125x150	300	100	150	50		PLP0300-125X150		PLP1300-125X150
	600	200	300	100		PLP0600-125X150		PLP1600-125X150
	1500	500	600	200		PLP01T5-125X150		PLP11T5-125X150
125x200	300	100	150	50		PLP0300-125X200		PLP1300-125X200
	600	200	300	100		PLP0600-125X200		PLP1600-125X200
	1500	500	600	200		PLP01T5-125X200		PLP11T5-125X200
150x150	600	200	300	100		PLP0600-150X150		PLP1600-150X150
	1500	500	600	200		PLP01T5-150X150		PLP11T5-150X150
150x200	600	200	300	100		PLP0600-150X200		PLP1600-150X200
	1500	500	600	200		PLP01T5-150X200		PLP11T5-150X200

Special sizes and capacities **price on request**

PLP 4-cell platform accessories				
Deduction of an 80x60 ramp		OLP0RMP-80X60		OLP1RMP-080X60
Deduction of an 100x60		OLP0RMP-100X60		OLP1RMP-100X60
Deduction of an 125x60		OLP0RMP-125X60		OLP1RMP-125X60
Deduction of an 150x60		OLP0RMP-150X60		OLP1RMP-150X60
Sheathing insulation				OGE1COB
Display floor stand		OGE0COP		OGE1CLE

# PFE IRON-WEIGHING 4-CELL PLATFORMS



## Main features:

- Single-structure weighing platform in painted steel.
- Weight measurement by 4 stainless steel shear beam load cells, approved up to 4000 divisions and with IP67 protection.
- The cells rest on four ball supports supported by a special shock absorber to allow the platform to swing vertically and laterally.
- Shielded 5m display connection cable.
- Self-centring articulated feet for each load cell and spirit level.
- Junction box with card, connectors and IP68 protection.

tection.

- Equipped with 4 legs that bring the loading platform to a height of approx. 70 cm
- Extendable extension arms (for iron bars) with a length of approx. 70 cm are available on request.

## PFE IRON-WEIGHING 4-CELL PLATFORMS

Available versions with approved load cells up to 4000 divisions

Model	Load and DIV		1° Range		Painted code
	Max kg	e g	Max kg*	e g*	
100x200	3000	1	1500	0,5	PFE03T0-100X200 PFE06T0-100X200
	6000	2	3000	1	
125x200	3000	1	1500	0,5	PFE03T0-125X200 PFE06T0-125X200
	6000	2	3000	1	
100x300	3000	1	1500	0,5	PFE03T0-100X300 PFE06T0-100X300
	6000	2	3000	1	
125x300	3000	1	1500	0,5	PFE03T0-125X300 PFE06T0-125X300
	6000	2	3000	1	
150x300	3000	1	1500	0,5	PFE03T0-150X300 PFE06T0-150X300
	6000	2	3000	1	

Special sizes and capacities **price on request**

PFE 4-cell platform accessories	Painted code
Extendable arms up to 3000kg	OFE0B3T
Extendable arms up to 6000kg	OFE0B6T
Display floor stand	OGE0COP

# OVERHEAD WEIGHBRIDGE / BME WALL SCALE



## Overhead weighbridge main features:

- The overhead weighbridge is inserted into the overhead rail transport lines (monorail) used in slaughterhouses.
- The rail is interrupted in the weighing area and the loose part is fixed to the supporting structure, so that each hook can be weighed without interrupting transport.
- The body of the overhead weighbridge is fixed above the structure supporting the rail and inside are the load cells to which the rail is attached by 4 adjustable tie rods.
- Weight measurement by stainless steel "off centre" load cells, approved up to 4000 divisions and with IP67 protection.
- Two versions available: single cell of maximum 30cm and double cell of maximum 60cm.
- Shielded 5m display connection cable.
- Stainless steel FLY MINI model weight display with bracket and battery (optional).



## BME wall scale main features:

- The wall scale has a galvanised steel frame and a stainless steel cover.
- It has a folding platform with dimensions of 55x42cm and is prepared for wall mounting.
- On the top there is a slightly protruding hook where the material to be weighed can be hung.
- Weight detection by a stainless steel "off centre" load cell, approved up to 4000 divisions and with IP67 protection.
- Shielded 5m display connection cable.
- Stainless steel FLY MINI model weight display with bracket and battery (optional).

Model	Load and DIV		1° Range		Inox code
	Max kg	e g	Max kg*	e g*	
Single cell weighbridge 30 cm max	150	50	60	20	SAM1150 SAM1300
	300	100	150	50	
Double cell weighbridge 60 cm max	300	100	150	50	SAD1300 SAD1600 SAD11T5
	600	200	300	100	
	1500	500	600	200	
BME wall scale	150	50	60	20	SME1150 SME1300
	300	100	150	50	

**NOTE:** Stainless steel FLY MINI model weight display + € 600,00

## Accessories and options on request

Sheathing insulation


## Code

OGE1COB





# WHEEL WEIGHING PLATFORMS



## Main features:

- Platforms designed for mobile weighing stations for vehicles with variable dimensions (cars, vans, trucks, etc.).
- Single aluminium platform structure with built-in access ramps and handle for transport.
- Special vulcanised non-slip rubber applied underneath each platform to ensure maximum grip on all surfaces.
- Weight measurement by 4 stainless steel shear beam load cells, approved up to 4000 divisions and with IP69 protection.

- Weight: approx. 23kg (platform 530x645x53mm) and 42kg (platform 965x607x61mm).
- 10m cable with connector to plug the platform to the weight indicator.
- Radio frequency module (optional) including: a transmitter with a battery pack for each platform and a receiver to be placed on the weight display.

Available versions	Dimensions	Load Max kg	Div. Kg	Code
1500pa	530x645x53	1500	0,5	PGI01T5 - 530X645
3000pa	530x645x53	3000	1	PGI03T0 - 530X645
6000pa	530x645x53	6000	2	PGI06T0 - 530X645
10000pa	530x645x53	10000	5	PGI010T-530X645
10000pa	965x607x61	10000	5	PGI010T-965X607

Connectible platforms with TSC display version 4 platforms



## Radio Frequency Platform Connection Module - Indicator

RF868/RS232-RS485-USB waterproof radio transceiver with antenna to be mounted on display.  
- Internal rechargeable batteries (autonomy 200 h)

## Code

OGE0-RF868

Weight radio transmitter card mod. S178 with antenna and 4 stylus ni-mh 2500mah to be mounted on platform

OGE0-RF868



# SPECIAL PLATFORMS



## BIG BAG SUPPORT FRAMEWORK

- The support structure for the special "big bag" cases is made of painted steel.



## IDLE ROLLER

- The idle roller can be positioned above a single-cell platform.
- Versions available: galvanised or stainless steel.



## ANIMAL WEIGHING PLATFORM

- The animal weighing platform is made of a containment cage and a non-slip embossed metal sheet loading surface.
- No. 2 opening gates for entry and exit of the animals.
- The height of the cage is 1500 mm
- Weight measurement by 4 shear beam load cells, approved up to 4000 divisions and with IP67 protection.
- Versions available: painted steel and galvanised (stainless steel upon request)

### BIG BAG SUPPORT FRAMEWORK

Support framework for Big Bag in painted steel

#### Code

SOSTEGNO

#### Roller

400x400

600x600

800x800

#### Galvanised code

RULLIERA40Z

RULLIERA60Z

RULLIERA80Z

#### Inox code

RULLIERA40I

RULLIERA60I

RULLIERA80I

For special versions: **Price on request**

### Animal weighing platform

with containment cage and non-slip embossed metal sheet loading surface.


Dimensions	Load Max kg	Div. Kg	€ inox	Iron code	Galvanised code	Inox code
2000x1200	1500	500	da quotare	PANIMC1T5 - 200X1	PANIMZ1T5 - 200X1	PANIMI1T5 - 200X1

For inox versions: **Price on request**




INDUSTRIA

# SPECIAL PLATFORMS



**PLATFORM PAINTED  
WITH SPECIFIC COLOUR**



**PAINTED PLATFORM FOR  
PALLET WRAPPING**



**FRAME / STAND TO RAISE  
PLATFORMS 25-30 CM OFF  
THE GROUND**

(available in painted steel or stainless steel)



**WEIGHING BARS**

(available in painted steel or stainless steel)



**COIL WEIGHING PLATFORM**



**TROLLEY  
CASSETTE  
WEIGHERS**



# SC-1 / 60 STAINLESS STEEL DISPLAY



## Technical features

- Stainless steel case
- Red LED 60mm digit height weight indicator
- 4-switch keypad
- 1 RS-232 serial interface
- Automatic tare weight
- Approved up to 6000 divisions
- Displayable divisions 30,000 max
- Supply voltage 220 V AC

## SC-1 / 60 display available versions

SC-1 / 60 - basic version

SC-1 / 60 - with internal battery

## Code

VS6T

VS6R



# FLY/1 DISPLAY in abs

## Functional characteristics

- Automatic tare and manual tare device
- Case: ABS plastic with stainless steel bracket
- Tare locking/unlocking device
- Battery charge level indicator device
- Counting functions
- 9 storable tares
- 99 codes with assignable PMU and management of totalisations
- Weighing printout with final totalisation, printing of totals per code
- Weighing storage and subsequent download to PC
- Energy autonomy approx. 10 hours
- Battery recharge time approx. 12 hours (recharge also when the instrument is switched off)
- Programmable auto switch-off device if the instrument is not used
- Connection to personal computers, printers, repeaters

## Technical features

- Instrument power supply: 6 V dc battery
- External power supply: 230 V ac / 7 V dc
- Max. absorption: 8 W
- Operating temperature: -10°C to +40°C (max. humidity 85% non-condensing)
- Storage temperature: -10°C ÷ +50°C
- Protection: IP67 version available
- Display: 6 (max) digit red LEDs with 7 segments (h 20 mm)
- Indication leds: 4 (max) red leds 5 mm diameter
- Keypad: numeric with 17 keys
- Switching on/off: from keypad
- Battery control: battery charge status display, with automatic switch-off
- Overall dimensions: 210 x 170 x 50 mm
- Load cell power supply: 5 V dc / 90 mA (max 6 load cells 350 Ω), short-circuit protected
- Input sensitivity: 0.5 mv/div
- Internal resolution: 24 bits
- Serial port: RS232c
- Max. cable length: 15m (RS232c)
- Standard protocols: weight transmission
- Baud rate: 9600 bit./sec.

### FLY/1 DISPLAY AVAILABLE VERSIONS

	Code
FLY/1 STANDARD with internal battery	VFLY/1-S
FLY/1 IP67 with internal battery	VFLY/1-67

### Accessories and options on request

	Code
12 V ac battery box with built-in charger	OGE0B07
Display floor stand	OGE0COP
Ethernet 10/100 base TCP/IPSTAK interface	ASE5076-ETH
Weight/tare switch	OGE0BUTT-P/T
Analogue card 0-10 V / 4 - 20 Ma	ASE7002/04M20
Set point 1 in / 2 out (two weight thresholds setting)	ASE8001
Profibus DP output	ASE-PROFIBUS



# STAINLESS STEEL FLY MINI DISPLAY

## Functional characteristics

- Automatic tare and manual tare device
- Case: stainless steel with stainless steel bracket
- Tare locking/unlocking device
- Battery charge level indicator device
- Counting functions
- 9 storable tares
- 99 codes with assignable PMU and management of totalisations
- Weighing printout with final totalisation, printing of totals per code
- Weighing storage and subsequent download to PC
- Energy autonomy approx. 10 hours
- Battery recharge time approx. 12 hours (recharge also when the instrument is switched off)
- Programmable auto switch-off device if the instrument is not used
- Connection to personal computers, printers, repeaters

## Technical features

- Instrument power supply: 6 V dc battery
- External power supply: 230 V ac 7 V dc
- Max. absorption: 8 W
- Operating temperature: -10°C to +40°C (max. humidity 85% non-condensing)
- Storage temperature: -10°C ÷ +50°C
- Protection: IP67 version available
- Display: 6 (max) digit red LEDs with 7 segments (h 20 mm)
- Indication leds: 4 (max) red leds 5 mm diameter
- Keypad: numeric with 17 keys
- Switching on/off: from keypad
- Battery control: battery charge status display, with automatic switch-off
- Overall dimensions: 210 x 170 x 50 mm
- Load cell power supply: 5 V dc / 90 mA (max 6 load cells 350 Ω), short-circuit protected
- Input sensitivity: 0.5 mv/div
- Internal resolution: 24 bits
- Serial port: RS232c
- Max. cable length: 15m (RS232c)
- Standard protocols: weight transmission
- Baud rate: 9600 bit./sec.

### FLY/1 MINI DISPLAY AVAILABLE VERSIONS

	Code
FLY/1 MINI with internal battery	VFLP
FLY/1 MINI IP67 with internal battery	VFLP

### ACCESSORIES AND OPTIONS ON REQUEST

	Code
12 V ac battery box with built-in charger	OGE0B07
Display floor stand	OGE0COP
Ethernet 10/100 base TCP/IPSTAK interface	ASE5076-ETH
Weight/tare switch	OGE0BUTT-P/T
Analogue card 0-10 V / 4 - 20 Ma	ASE7002/04M20
Set point 1 in / 2 out (two weight thresholds setting)	ASE8001
Profibus DP output	ASE-PROFIBUS
Profinet output	ASE-PROFINET



# STAINLESS STEEL FLY TN-IP67 DISPLAY

## Functional characteristics

- Automatic tare and manual tare device
- Case: stainless steel
- Tare locking/unlocking device
- Battery charge level indicator device
- Counting functions
- 9 storable tares
- 99 codes with assignable PMU and management of totalisations
- Weighing printout with final totalisation, printing of totals per code
- Weighing storage and subsequent download to PC
- Energy autonomy approx. 10 hours
- Battery recharge time approx. 12 hours (recharge also when the instrument is switched off)
- Programmable auto switch-off device if the instrument is not used
- Connection to personal computers, printers, repeaters

## Technical features

- Instrument power supply: 6 V dc battery
- External power supply: 230 V ac / 7 V dc
- Max. absorption: 8 W
- Operating temperature: -10°C to +40°C (max. humidity 85% non-condensing)
- Protection: IP67 version available
- Protection: IP67
- Display: 6 (max) digit red LEDs with 7 segments (h 20 mm)
- Indication leds: 4 (max) red leds 5 mm diameter
- Keypad: numeric with 17 keys
- Switching on/off: from keypad
- Battery control: battery charge status display, with automatic switch-off
- Overall dimensions: 210 x 170 x 50 mm
- Load cell power supply: 5 V dc / 90 mA (max 6 load cells 350 Ω), short-circuit protected
- Input sensitivity: 0.5 mv/div
- Internal resolution: 24 bits
- Serial port: RS232c
- Max. cable length: 15m (RS232c)
- Standard protocols: weight transmission
- Baud rate: 9600 bit./sec.

### FLY TN-IP67 DISPLAY AVAILABLE VERSIONS

FLY TN-IP67 with internal battery

#### Code

VFLY

### ACCESSORIES AND OPTIONS ON REQUEST

12 V ac battery box with built-in charger

Display floor stand

Ethernet 10/100 base TCP/IPSTAK interface

Weight/tare switch

Analogue card 0-10 V / 4 - 20 Ma

Set point 1 in / 2 out (two weight thresholds setting)

Profibus DP output

Second visualisation (customer side)

#### Code

OGE0B07

OGE0COP

ASE5076-ETH

OGE0BUTT-P/T

ASE7002/04M20

ASE8001

ASE-PROFIBUS

ASE7001/C6

# FLY PLUS DISPLAY



**FLY PLUS (ABS)**



**FLY PLUS (INOX)**

## Functional characteristics

- Case: ABS plastic or stainless steel
- Stainless steel bracket for wall mounting
- Self-weighted, manual and cumulative tare
- Tare lock/unlock device
- Battery charge level indicator device
- Counting function
- 20 storable tares
- 200 codes with assignable PMU and totalisation management
- 4 programmable direct codes
- Weighing printout with final totalisation, printing of totals per code
- Weighing storage and subsequent download to PC
- Energy autonomy approx. 35 hours
- Battery recharge time approx. 12 hours (recharge also when the instrument is switched off)
- Programmable auto switch-off device if the instrument is not used
- Connection to personal computers, printers, repeaters
- 5 Languages to choose from
- Versions: weighing and counting, bridge weighing, thresholds and dosing

## Technical features

- Instrument power supply: 6 V dc battery
- External power supply: 230 V ac 7 V dc
- Max. absorption: 8 W
- Operating temperature: -10°C to +40°C (max. humidity 85% non-condensing)
- Storage temperature: -10°C to +50°C
- Protection: IP67 version available
- Display: CUSTOM LCD
- Keypad: numeric and alphanumeric with 32 keys
- Switching on/off: from keypad
- Battery control: battery charge status display, with automatic switch-off
- Overall dimensions: 215 x 175 x 50 mm
- Load cell power supply: 5 V dc / 90 mA (max 6 load cells 350  $\Omega$ ), short-circuit protected
- Input sensitivity: 0.5 mv/div
- Internal resolution: 24 bits
- Serial port: RS232c
- Max. cable length: 15m (RS232c)
- Standard protocols: weight transmission
- Baud rate: 9600 bit./sec.

<b>FLY PLUS display available versions</b>	<b>Code</b>
FLY PLUS LCD (ABS) base version	VFLY/P
FLY PLUS LCD (ABS) IP67 version	VFLY/P
FLY PLUS LCD (ABS) double scale	VFLY/P2
FLY PLUS LCD (INOX) base version	VFLYP-LCD
FLY PLUS LCD (INOX) IP67 version	VFLYP-LCD
FLY PLUS LCD (INOX) double scale	VFLYP-LCD/2

<b>Accessories and options on request</b>	<b>Code</b>
12 V ac battery box with built-in charger	OGE0B07
Display floor stand	OGE0COP
Additional RS-232 serial interface	ACVCABL-SER025
Additional RS-485 serial interface	OWM0485
Analogue card 0-10V / 4-20Ma	OWMPSCH
Ethernet 10/100 base TCP/IPSTAK interface	ASE5076-ETH
I/O board 3 in / 8 out	ASE8001
Weight/tare switch	OGE0BUTT-P/T
Profibus DP output	ASE-PROFIBUS
Normal personal computer keyboard	OCS5-PC
3-light indicator for visual checkweighing signals	OGE0-TL
Alibi memory (fiscal memory)	ASE8004-MICRO
Kit of 2 ENTER/TARA remote controls + 433 mhz receiver	ATCOM-FLY/P





# ISCALE COLOUR VIEWER STAINLESS STEEL

## Functional characteristics

- Connecting 2 platforms with analogue or digital cells
- Independent display of weight and tare value
- Automatic, manual or programmed tare subtraction (also from serial)
- Multiplication of manual or programmed tares
- Totalisation of weighing on two levels (partial and general)
- Per-article totalisation of weight, piece count, and packages
- Management and printing of sequence number and possibility of modification
- Counting function with flexible sampling (including serial input)
- Weight sampling via serial connection to analytical balance
- Manual setting of average unit weight (also from serial)
- Function for calculating volume in litres using specific weight
- Setting the number of packages per weighing
- Direct setting of 4 alphanumeric descriptions, 20 characters each
- Customisation of the 4 associated messages of alphanumeric descriptions
- Article selection from an internal archive via numeric code (0 to 199)
- Printing of receipts with all manageable data on built-in and external printers
- Copy of the last weighing
- Cancellation of last weighing
- Printing of partial and general totals and per article
- Programming article archive (200/1000) with description (16 characters), average unit weight and tare weight
- Article programming and total reading also from serial line
- Programming the tare archive (20)
- Personalisation of receipt header (5 lines)
- Selection of print type (single or cumulative)
- Data transmission on serial line (automatic, continuous, on request)
- Selection of external printer type (continuous roll, tag or label)
- Connection to serial weight repeater
- PS/2 external keypad connection

## Weighbridge/vehicle scales version

- Two-stage vehicle weighing (maximum 200 simultaneously)
- Vehicle recognition with alphanumeric number plate or serial number
- Weighing with programmed vehicle tare and registration number
- Manual tare weighing
- Two-stage vehicle weighing with sum of individual axles
- Operation A, B, A+B
- Connection with card printer

## Dosing version - setpoint

- Management of 3 inputs and 8 relay outputs
- Setting of 8 independent weight thresholds (also in pieces)
- Dosing management at load on 16 individual products also at double speed
- Printing of achieved sets and total
- Remote activation of tare or start-stop functions
- Remote activation of storage and printing function
- Programming of 16 products with 16-character description
- N. 50 recipes

## Technical Specifications

Container: stainless steel

- Operating temperature: -10°C to +40°C with maximum humidity 95% non-condensing
- Power supply: 28 VDC (12 VDC if digital)
- 2 m power cable with bipolar plug and grounding (10A, 250 VAC)
- Power consumption: 25W-100mA (standard)
- Cell power supply: 5 VDC
- 24-bit A/D converter
- Display: SMART LCD TFT colour
- Dimensions : 253 x 247 x 133.5 mm
- Connectable platforms: 2
- Interfaces: N°2 RS232 - N°1 USB device
- No. 1 Ethernet

- RS485 interfaces: optional
- Approved 10,000 divisions with 3 scale ranges
- Internal resolution 100,000 divisions
- 45-key numeric and alphanumeric keypad
- Programmable auto switch-off device if instrument not in use
- Connection to personal computers, printers, repeaters
- Language selection: 5 options
- Max. cable length: 15m (RS232c)
- Standard protocols: weight transmission
- Baud rate: settable

### ISCALE COLOR VIEWER AVAILABLE VERSIONS

ISCALE COLOR STANDARD double pan version

#### Code

VISS-C

### ACCESSORIES AND OPTIONS ON REQUEST

Floor-mounted viewer column

OGE0COP

Additional RS- 485 serial interface

OWM0485

Weight/tare button

OGE0BUTT-P/T

Removable keypad kit

AASKIT-TA-IS

Dosing set point version 3 in - 8 out

ASE5072/1RL8

Analogue output 0-10 V / 4-20 Ma

ASE5072/14M20

Wall bracket

AND186108102

Standard personal computer keyboard

OCS5-PC

3-light indicator for visual weight check

OGE0-TL

Alibi memory (fiscal data storage)

ASE8004-MICRO

Kit 2 remote controls ENTER/TARA+ receiver 433 mhz

ATCOM-IS



### Radio Frequency Platform Connection Module - Indicator

#### Code

RF868/RS232-RS485-USB radio transceiver in watertight housing, complete with antenna for viewer mounting  
- Rechargeable internal batteries (autonomy 200 h)

OGE0-RF868

Weight radio transmitter board mod. S178 complete with antenna and 4 x 2500mAh Ni-MH stylus to be mounted on platform

OGE0-RF868

3-light traffic light for visual checkweighing signal and weight/tare button





# ISCALE COLOR STAINLESS STEEL VIEWER WITH PRINTER



ISCALE COLOR  
PROFESSIONAL



ISCALE COLOR  
SPECIAL



ISCALE COLOR  
STANDARD

## MAIN FEATURES

(see ISCALE Color Standard for details of features and technical data)

### ISCALE COLOR PROFESSIONAL VIEWER

Weight and Counting Version

- Stainless steel container
- Display: smart TFT colour LCD
- Custom LCD weight indicator
- Built-in thermal label printer
- 2 serial interfaces - 1 USB device - 1 Ethernet
- Power supply 28 VDC (12 VDC if digital)
- Automatic, manual, or programmable tare (multiple tare memory)
- Counting function
- Settings of 4 / 8 alphanumeric codes
- Storage of 200 articles
- Totalisation by code
- Data transmission to external printer or PC
- Data transmission to weight repeater
- Management 2 platforms

Version Dosing/Setpoint

- Card 3 inputs / 8 relay outputs
- Setting 6 weight or piece thresholds
- Load dosing 5 products at double speed

Vehicle/Axle Weighing Version

- Article storage (max. 200)
- Input and output weight storage
- Totalisation by code
- Data transmission to external printer
- Functions: A, B, A+B

Volumetric version

- Print weight (gross, tare, net)
- Volume print in cubic centimeters
- Printing of 3 dimensions (height, depth and width)

in Vehicle / Axle Weighing version

- TM-295 card printer (instead of built-in thermal label printer)
- Stainless steel pan for ISCALE monoblock viewer and slip printer TM-295 slip printer
- 7-needle head
- Print width 66mm
- Minimum tag width 80mm
- Speed 2.3 lps
- Multi-copy printing (chemical paper)
- Serial interface

### ISCALE COLOUR STANDARD WITH FAST 80

- Stainless steel container
- Display: smart TFT colour LCD
- Custom LCD weight indicator
- Power supply 28 VDC (12 VDC if digital)
- 2 serial interface - 1 usb device - 1 ethernet
- 2 connectable platforms
- Self-weighted, manual or programmed tare
- Counting function
- Setting of 4 or 8 alphanumeric codes
- Storage of 200 articles
- Data transmission to external printer or PC FAST 80 thermal label roll printer
- Print speed 230 mm/sec
- Autocutter
- 36/26 characters print line
- Easy loading
- RS232/usb serial connectability
- Paper roll 80/58 mm 60/100mt
- Communication protocol "esc/pos"
- Compatibility with Epson TMU295 slip printer
- Power supply 230 VAC 50 Hz - Out: 24 VDC 2.5 A

### ISCALE COLOUR SPECIAL

- See features of the ISCALE Color Professional model



ISCALE COLOUR VIEWERS WITH PRINTER AVAILABLE VERSIONS	Code
ISCALE COLOR PROFESSIONAL double pan	VISP-C
ISCALE COLOR PROFESSIONAL double pan with label dispenser	VISP-S-C
ISCALE COLOR SPECIAL double pan with slip printer and stainless steel pan	VISS-C-TM
ISCALE STANDARD double pan with FAST-80 printer	VISS-C-F80

ACCESSORIES AND OPTIONS ON REQUEST	Code
12VAC battery box with built-in charger	OGE0B07
Floor-mounted viewer column	OGE0COP
Stainless steel floor-mounted viewer column	OGE1CLE
Additional RS-485 serial interface	OWM0485
Weight/tare button	OGE0BUTT-P/T
Removable keypad kit	AASKIT-TA-IS
Dosing set point version 3 in - 8 out	ASE5072/1RL8
Analogue output 0-10 V / 4-20 Ma	ASE5072/14M20
Wall bracket	AND186108110
Standard personal computer keyboard	OCS5-PC
3-light indicator for visual weighing	OGE0-TL
USB Weighing Data Storage	S186S194
Alibi memory (fiscal data storage)	ASE8004-MICRO
Kit 2 remote controls ENTER/TARA+ receiver 433 mhz	ATCOM-IS
I/O board RF box + 2 remote controls (for ISCALE Professional with remote printing capability)	



#### Radio Frequency Platform Connection Module - Indicator

RF868/RS232-RS485-USB radio transceiver in watertight housing, complete with antenna for viewer mounting  
- Rechargeable internal batteries (autonomy 200 h)

Weight radio transmitter board mod. S178 complete with antenna and 4 x 2500mAh Ni-MH stylus to be mounted on platform su piattaforma

#### Code

OGE0-RF868

OGE0-RF868

### ISCALE Colour Professional with remote printing via RF remote control



With this configuration, there is the possibility of remote printing via RF remote control.

#### Operation:

The remote control has two pushbuttons, each of which activates a relay in the RF card inside the grey box, connected via a 25-pole port to the I-O card on the ISCALE. The relay, which is activated when the command is received via RF, activates an input on the I-O and this allows the weighing or tare to be printed out.

# TSC TOUCH SCREEN DISPLAYS WITH PRINTER

## Functional Features

- Colour panel weight indicator with 7 inch and 10 inch touch screen display
  - Optimised Linux-based operating system
  - Aluminium housing with gasket for flush-mounting
  - Resistive touch screen
  - Metrological operation, with management of archives of goods, customers, etc.
  - Customisable with logos, receipt print layouts, peripheral protocols, through customer-specific configurations
  - Selectable multilingual support (up to 5 languages)
  - Industrial communication protocols (Modbus RTU) and TCP/IP
  - On-board upgradeable software without the use of dedicated tools
  - 1000 programmable articles; 1000 customers; 100 tares; 8 direct codes from keyboard
  - Available versions: weighing and counting, weigh bridge, vehicle/helicopter weighing; threshold and dosing; volumetric
- Options
- Optional Wi-Fi as an alternative to wired LAN
  - Expanding number of platforms (ANALOGIC weight converter module)
  - Expanding number of platforms (DIGITAL weight converter module)
  - E7 (2 inch) for TSC-E7 and E10 (3 inch) for TSC-E10: high-speed, high-resolution thermal cutters (with micro USB and RS232c communication interfaces)

## Technical Specifications

- Input/Output: No. 4 opto-isolated digital outputs (dry contact) on board (max 24 V ac/V dc, 0.1 A each) - No. 4 opto-isolated digital inputs on board (7.5 + 24 V dc PNP) I/O expandable with external modules
- Power supply: Version 6 ~ 30 V dc 10 W max (analogue load cells), Version 12 V dc 15 W max (digital load cells). Power supply via switch
- Metrological characteristics: CE-M (OIML R-76 / EN45501) NAWI approved. Accuracy class: III.  $N \max \leq 10000$  divisions single weighing chamber  $N1 + N2$
- $\leq 10000$  divisions multi-range  $N1 + N2 + N3 \leq 10000$  divisions multi-range
- Operating temperature: -10°C ~ +40°C
- Storage temperature: -20°C ~ +70°C
- Display: LCD TFT 7" (model TSC-E7) colour backlit 800 x 480 pixels; LCD TFT 10" (model TSC-E10) colour backlit 1024 x 600 pixels. Viewing area dim. 152 x 92 mm
- Keypad: Numeric and alphanumeric (QWERTY) with responsive touch panel integrated in the LCD, with audible feedback (buzzer)
- Communication interfaces: No. 2 Rs232c serial ports, No. 2 Rs485 serial ports, No. 1 Ethernet (LAN), No. 1 USB Host for pen drives, No. 1 USB Device, No. 1 optional WiFi (alternative to wired LAN)
- CPU and memory: ARM Cortex A7@ 528MHz microcontroller. Memory µSD card HC: up to 32GB for archives, optional Alibi memory: 1MB. Clock/calendar with rechargeable buffer battery.
- Weight acquisition: Acquisition of analogue load cells with integrated 2-channel A/D converter up to 16 cells in total. Acquisition of up to 4 weighing channels with additional external modules Acquisition of digital load cells with Rs485 interface
- Analogue cell input: 24 bit integrated A/D converter 2 channels up to 1000 conv./sec.
- Cell power supply: 5 V dc 240 mA (max 16 cells of 350 ohm), short-circuit protected
- Input sensitivity: 0.02 µV min.



**TSC E7 DISPLAY  
2" PRINTER**



**TSC E10 DISPLAY  
3" PRINTER**

<b>TSC TOUCH SCREEN DISPLAYS AVAILABLE VERSIONS</b>	<b>Code</b>
TSC-E7 DIGITAL (with power supply) - double scale	VTSC-D7
TSC-E7 ANALOGUE (with power supply) - double scale	VTSC-A7
TSC-E10 DIGITAL (with power supply) - double scale	VTSC-D10
TSC-E10 ANALOGUE (with power supply) - double scale	VTSC-A10

<b>ACCESSORIES AND OPTIONS ON REQUEST</b>	<b>Code</b>
E7 PRINTER KIT (2 inches, with power supply)	OPRNAUT224C-63
E10 PRINTER KIT (3 inches, with power supply)	OPRNAUT324C-83
Expanding number of platforms (CALIMERA: ANALOGUE weight converter module)	VCALI-E
4-channel jbox card (not type-approved)	ASEJBOX4
Battery box 24v 20ah	OGE0B17
Wi-Fi (as an alternative to wired LAN)	ASES240
I/O card activation complete with I/O cable	OTSC0-I/O

### Example of TSC display functionality

#### WEIGHING SYSTEM NO. 2 ANALOGUE/DIGITAL TSC WITH MASTER/SLAVE PROTOCOL (TAG EXCHANGE) - NO. 1 PLATFORM - NO. 2 TAG PRINTERS (ONE FOR EACH DISPLAY) + WEIGHT REPEATER ON DISPLAY 1



# PRINTERS FOR DISPLAYS



## IMPACT PRINTER TMU-220D

- 9-needle head
- Roll length 76 mm
- Roll diameter 83mm
- Speed from 4.7 lps to 6 lps
- Multi-copy printing (chemical paper)
- Serial interface



## TAG PRINTER TM-295

- 7-needle head
- Print width 66mm
- minimum tag width 80mm
- Speed 2.3 lps
- Multi-copy printing (chemical paper)
- Serial interface



## FAST 80

- Print speed 230 mm/sec
- Autocutter (life 1 million)
- 36/26 characters print line
- Easy loading
- rs232/usb serial connectability
- Paper roll 80/58 mm 60/100mt
- Communication protocol 'esc/pos
- Compatibility with Epson TMU295 Star SP298 slip printer
- Power supply 230 V 50 HZ - Out: 24 V DC 2.5 A

### PRINTERS FOR DISPLAYS

TM-U220

### Code

ETM220-IID

TM- 295

ETM0

Fast 80

EF80-232



INDUSTRIA



# BUILT IN DISPLAYS

## for control and dosage



WIN 13





WIN-TS

### WIN-13 weight display

- Flush-mounted case on self-extinguishing noryl panel
- Connections with removable terminal blocks
- 14mm red LED display
- 14-key membrane keyboard with buzzer
- Automatic or keyboard tare
- 6 relay outputs
- 8 opto-isolated logic inputs
- 2 serial ports

### Win TS model

- Touch screen weight indicator
- LCD display 5.2" graphic, touch screen, high-contrast monochrome
- Management of 2 load cell channels, incremental encoder input, double analogue output and additional analogue input
- 6 integrated outputs and 6 inputs, expandable with external modules
- Built-in communication interfaces Rs232, Rs485, USB, Ethernet, Modbus; Profibus DP with external module
- Ethernet, Modbus; Profibus DP with external module
- Optional USB Host port for USB pen drive connection for data logging, archive uploading and personalisation.




Model	Variants	Code
WIN-13 <sup>1</sup>	Thresholds	VW1S-S
WIN-13 <sup>1</sup>	Dosage	VW1S-D
	Thresholds (Analogue version)	VW1A-S
	Dosing (Analogue version)	VW1A-D
WIN-TS	Base	VTSB
	Eight thresholds	VTSS8
	Dosage 5 components	VTSD5
	Dosage 13 components	VTSD13
	Dosage 21 components	VTSD21
WIN-13 <sup>1</sup>	Six Thresholds	VEXS

<sup>1</sup> Metrologically approved instruments

ACCESSORIES		Code
8 Relay Module	WIN-13	ASES097
8 Relay Module	WIN-13	ASES120
RS - 232 / BCD module	WIN-13	ASES039
Analogue card 0-10V / 4-20mA	WIN-13	OW10SCH
IP55 abs case for wall mounting	WIN-13	OW10C55
Impact printer complete with feeder	WIN-13	OW10EIC
Ringtone	WIN-13	OW10BZZ
Desktop case for display and printer	WIN-13	OW10TAS
Analogue output 0-10 V DC / 0-20 mA / 4-20mA	WIN-TS	ASES117
Second load cell input	WIN-TS	ASES096
COM 3 / 4	WIN-TS	ASES089
Intrinsically protected load cell barrier	WIN-13/TS	OGE0BAR

# WEIGHT TRANSMITTER AND MULTIFUNCTION WEIGHT INDICATOR



WEIGHT TRANSMITTER SERIES  
AWT20L



WIN 9

**AWT20L series weight transmitter**

Weight transmitter with a choice of 0-20 mA, 4-20 mA, 0-10 V dc or +/- 5 V dc analogue output. Suitable for mounting on the rear panel or in a watertight box on an omega bar. Normally used with 12-bit analogue/digital cards installed on a PLC

**Main features:**

- Analogue filter to dampen weight fluctuations via one-turn adjustment screw
  - Dimensions 113 x 93 mm, height 60 mm
  - Coarse zero via 4 miniature switches from -2.4 to 17 mV
  - Coarse full-scale via 4 mini-switches from 3.5 to 24 mV
  - Zero fine by means of a 10-turn potentiometer, 10% of range
  - Fine scale via 10-turn potentiometer, 10% of range
  - Power supply 20 to 28 V dc - Power consumption 6W A.
  - Accuracy 0.25% of full scale F.S.
  - Repeatability 0.01% F.S.
- Temperature stability 0.01% F.S. /10°C
  - Operating temperature -10 to + 50°C
- I/O Section:**

  - Measuring range 3.5 to 24 mV
  - Cell power supply 10 V dc
  - Connection of up to max. 6 load cells with 350 Ohm input resistance.
  - Choice of 0 - 20 mA , 4-20mA or 0-10 V analogue output. Alternatively +/-5 V dc output (AWT20L-5 model only)

**WEIGHT TRANSMITTER VERSIONS AVAILABLE**

	Code
Standard version with optional 0-20 mA, 4-20 mA or 0-10 V dc output	VAWT20L
Standard version with +/- 5 V dc output	VAWT20L-5



## Weight indicator WIN 9

### Technical characteristics:

- Power supply 24 V DC  $\pm$  15%
- Max. power consumption 5 W
- Insulation Class II
- Installation category Cat. II
- Operating temperature -10°C  $\square$  +40°C (max. humidity 85% non-condensing)
- Storage temperature -20°C  $\square$  +50°C
- 6 digit red LED 7-segment numerical weight display (h 14 mm)
- Five 3 mm indicator LEDs
- Keyboard 4 mechanical keys
- Overall dimensions 96 mm x 48 mm x 120 mm (lxhxp)
- Flush-mounted on panel (drilling template 91x44 mm)
- Housing material Noryl self-extinguishing (UL 94 V1)
- Front protection rating IP54
- Removable screw terminal connections pitch 5.08.
- Load cell power supply 5 V DC / 90mA (max. 6 cells of 350W in parallel) short-circuit protected.
- Input sensitivity 0.02 mV min.
- Linearity < 0.01% of full scale
- Temperature drift < 0.001% of full scale / °C
- 24-bit internal resolution
- Weight resolution displayed up to 60,000 divisions on the payload
- Measuring range -3.9 mV/V to +3.9 mV/V
- Acquisition frequency per 6 Hz - 25 Hz
- Digital filter selectable 0.1 Hz - 25 Hz
- Decimal number weight 0 to 3 decimal places
- Zero and full scale calibration automatic (theoretical) or executable via keyboard.
- Logic outputs 2 opto-isolated (dry contact) max. 24V dc / 60 mA each.
- Logic inputs 2 opto-isolated 24 V DC PNP (external power supply)
- Serial port (No. 2) Rs232c / Rs422 / Rs485 half duplex.
  - Maximum cable length 15m (Rs232c) and 1000m (Rs422 and Rs485)
  - Serial protocols ASCII, Modbus
  - Baud rate 2400, 9600, 19200, 38400, 115000 selectable
- program code memory 128 Kbytes FLASH reproducible on board by RS232
- Data memory 4 Kbytes
- Optional Analogue Output Voltage: 0÷10 V / 0÷5 V
  - Current: 0÷20 mA / 4÷20 mA
  - 16 bits resolution
  - Digital keyboard calibration
  - Impedances Voltage: minimum 10KW Current: max 300W
  - Linearity < 0.012 % of full scale
  - Temperature drift < 0.001% of full scale / °C
- Compliance with EN50081-1, EN50082-2, EN61010-1

## WEIGHT INDICATOR WIN 9

Standard version

## Code

VW09

# WIN 3



## WIN 3

Weight conversion module for industrial areas, with extensive connection possibilities to existing communication systems. Compact and easy to program, DIN-rail or omega-rail installable.

It has a 7mm red LED display. In addition to a RS232 port, it is possible to choose a suitable expansion from those available in the table.

### Main features:

- Back panel transmitter (on DIN rail or omega rail mount)
- 5 digit led display h 7mm, keypad 3 mechanical keys

# CALIMERA



USB Version



Container  
IP65 Version

## CALIMERA

### Main features:

- CE-M approved weight transmitter (OIML R-76/EN 45501), with LCD display for indication, available in USB-232 or Ethernet-485 version for connection to PC or operator terminal for use as indicator.
- Setup and calibration with keys and display or with configuration application via USB protection.
- Dual input for analogue load cells, available with DIN-rail mounting bracket for rear panel mounting or mounted in IP65 ABS case.

## WIN 3 BACKPLANE TRANSMITTER VERSIONS AVAILABLE

	Code
WIN3/RS485	VW03-485
WIN3/ANALOG	VW03-A
WIN3/ETHERNET	VW03-E
WIN3/CANOPEN	VW03-CO
WIN3/PROFIBUS	VW03-PB
WIN3/PROFINET	VW03-PN
WIN3/ETHERNET IP	VW03-EI
WIN3/DEVICE NET	VW03-DN


## CALIMERA VERSIONS AVAILABLE

	Code
CALIMERA ETHERNET VERSION	VCALI-E
CALIMERA ETHERNET VERSION WITH DIN RAILS	VCALI-EG
CALIMERA USB VERSION	VCALI-U
CALIMERA USB VERSION WITH DIN RAILS	VCALI-UG
CALIMERA USB VERSION WITH IP65 CASE	VCALI-UB

# ATEX WEIGHT INDICATOR



## SERIES ATEX DISPLAY MOD. SW21 | SW22



ATEX Power supply

### Technical characteristics:

ATEX-certified stainless steel weight indicators for zone 1.21

2G Ex ib [ib] IIC T6 Gb

2D Ex tb IIIC T85°C Db IP65

Weight indicator in AISI304 stainless steel with IP65 protection, with red LED display h. 20 mm and tactile membrane keypad with IP67 certified protection against water and dust infiltration (8 keys + ON/OFF for SW21 and 20 keys + ON/OFF for SW22).

The two-channel 24-bit A/D converter (16,777,216 internal points) allows the simultaneous management of two weighing platforms with a maximum displayable resolution of 60,000 div. The SW21 and SW22 weight indicators are metrologically approved up to 10,000 div. in a single field or with two or three fields of max. 6000 div. each. 220 V ac- 24 V ac power supply or Battery Box (optional)

### Operating modes selectable directly by the operator are:

- Weighing with totalisation
- Weighing with partial resets
- Piece counting (only for SW22)
- Tolerance control
- Unloading weighing (only for SW22)

- Peak display
- Weighing animals
- Weighing with input and output for weighbridge.

For the SW22 indicator, the Multi-tare functions with Tare note and Multiplication factor archive are active, as well as the alarm function with association between an event (weight value, piece number...) and a consequent acoustic and visual signal. I/O section: No. 2 RS232 serial ports configurable for connection to PC, external printers, solid roll printer, labeller, weight repeater.

### Options on request when ordering:

- Rechargeable battery box (with battery for charging in safe area)
- Power supply unit, 220 V ac Atex certified
- Power supply unit, 220 V ac for Safe Zone with 10 m cable.
- Alibi memory card

### AVAILABLE VERSIONS

SW21 stainless steel Display 8 keys + on/off

### Code

VSW21

SW22 stainless steel display 20 keys + on/off

VSW22

### OPTIONS ON REQUEST WHEN ORDERING

Rechargeable Battery Box (with battery for charging in safe area) ATEX Certificate: Ex II 2G Ex [ib] IIC T6 Gb Ex II 2D Ex [ib] IIIC T85°C Db IP65

### Code

OGE0B22X

220 V ac power supply unit ATEX certificate Ex II (2) G [ Ex ib Gb ] Ex II (2) D [ Ex ib Db ] IIIC

AAL220-2C3C

Power supply, 220 V ac for Safe Zone with 10 m cable.

AAL220-ZS

I/O Card with four Outputs and two digital Inputs

ASESW21-IO

Analogue current/voltage output (0-5V; 0-10V; 0-20mA; 4-20mA)

ASESW21-AN

Alibi Memory Card

ASESW21-MF

Internal wired module for Ethernet connection

ASESW21-ETH

RS422 - RS485 data output

ASESW21-RS422

Stainless steel floor-standing shower column h. mm 1100

OGE1COP-SW

Stainless steel bracket for wall mounting

OGE1SFP-SW

Atex Declaration of Conformity for Platform - Indicator Assembly

CONFORMIT-ATEX



# WEIGHT REPEATERS

REP 19



20mm Display

REP 40



40mm Display

REP 60



60mm Display

REP 100



100mm Display

RHE 100 - B



SCA60-W



## Weight repeater REP 19

- ABS case
- Weight indicator 20mm
- RS-232/RS-422/485 serial interface
- Connectable to all Eurobil weight displays
- Free cable length
- Power supply via supplied power supply unit or possibly internal battery

## Stainless steel weight repeater REP 40

- Stainless steel case
- 40mm weight indicator
- RS-232/RS-422-485 serial interface
- Connectable to any display with a serial interface
- Standard 3m cable
- Requires 230V power supply

## Stainless steel weight repeater REP 60

- Stainless steel case
- 60mm weight indicator
- RS-232/RS-422-485 serial interface
- Connectable to any display with a serial interface

- Standard 3m cable
- Requires 230V power supply

## Stainless steel weight repeater REP 100

- Stainless steel case
- 100mm weight indicator
- RS-232/RS-422-485 serial interface
- Connectable to any display with a serial interface
- Standard 10m cable
- Requires 230V power supply

## Stainless steel weight repeater RHE 100 Led White

- Stainless steel case
- Max. 6 LED 7-segment display h 100
- 8 indicator lights
- IP67 protection
- Operating temperature -20°C to +70°C
- Anti-glare panel
- Adjustable application for outdoor use
- 220/240 V ac power supply

## Display model SCA60-W

Stainless steel weight display with 60 mm white LEDs and 2 Rs232/485 ports

Model	Code
REP 19 Stainless steel weight repeater display 20mm	RP19
REP 40 Stainless steel weight repeater display 40mm	RP40
REP 60 Stainless steel weight repeater display 60mm	RP61
REP 100 Stainless steel weight repeater display 100mm	RP11
RHE 100 Stainless steel weight repeater display 100mm for outdoor led white	RHE-100-B
SCA60-W mm stainless steel white LED weight indicator, 2 Rs232/485 ports	VSCA60-W
SCA60-R stainless steel weight repeater with 60mm white LEDs, 2 RS232/485 ports	VSCA60-R

# INDUSTRIAL PIECE COUNTERS



## FLY - TN LOW VERSION PIECE COUNTER

- Steel case and stainless steel plate
- 19 mm weight indicator with red LEDs
- 16-button keyboard
- 1 RS-232 serial interface
- Connection to labeller-printer or PC
- Self-weighted and manual tare
- Counting function with sampling
- Internal rechargeable battery operation



## B-FLY-TN PIECE COUNTER SCALE WITH COLUMN

- Stainless steel case
- Stainless steel plate
- Plate dimensions 30x30cm
- Red LED display
- Numeric keypad 17 keys
- Internal rechargeable battery operation



## CPS-40 PIECE COUNTER

- Stainless steel Case
- Custom LCD weight indicator
- External 28 V power supply or optional internal 24 V batteries
- 2 RS-232 serial interface
- Connectable platforms nr.2
- 12 / 24 Volt input
- Self-weighted, manual or programd tare
- Counting function
- Setting 4 / 8 alphanumeric codes
- Storage of 200 articles
- Data transmission to external printer or PC

## CPS-50 PIECE COUNTER

- Condizioni di funzionamento: da -10°C a +40°C con
- Operating conditions: -10°C to +40°C with maximum humidity 95% n.c.
- Interfaces: n°2 RS232, n°1 PS/2 External PC keyboard
- Display: Weight indicator: 7-segment 20 mm
- 2x20 backlit LCD display
- Keyboard: 32 touch-sensitive buttons
- Case: Stainless steel
- Dimensions (W x H x D): 300x120x440 mm
- Weight: 9.80 kg
- Battery: 6V 10Ah
- Battery autonomy: 8 hours
- Battery charging time: 10 hours
- Optional: No. 1 RS485 (replacing an RS232)

### Functional characteristics:

- Linking 2 platforms
- Counting function with variable number sampling (also from serial)
- Sampling by reading the weight from a serial analytical balance
- Manual setting of average unit weight (also from serial)
- Personalisation of receipt header (5 lines)
- Selection of print type (single or cumulative)
- Internal thermal or linerless paper printer
- Connection to serial weight repeater





#### Available versions

Model	Load and DIV			Code
	Max kg	e g		
FLY – TN LOW VERSION	3	0,1	In approved version 1/2g	ZFLY1003
	6	0,2		ZFLY1006
	15	0,5	In approved version 2/5g	ZFLY1015
	30	1		ZFLY1030
B-FLY-TN WITH COLUMN	3	1	In approved 3/6kg : 1/2g	BFLY1003
	6	2		BFLY1006
	10	2		BFLY1010
	15	5		BFLY1015
	30	5	In approved 12/30kg : 2/5g	BFLY1030
	15	5/2		BFLY4015
	30	10/5		BFLY4030
	30	10/5		BFLY4030
CPS-40	3	0,1	In approved 1/2g	ZCS4003
	6	0,2		ZCS4006
	15	0,5	In approved 2/5g	ZCS4015
	30	1		ZCS4030
CPS-50	3	0,1	In approved 1/2g	ZCS5003
	6	0,2		ZCS5006
	15	0,5	In approved 25g	ZCS5015
	30	1		ZCS5030

#### PIECE COUNTER ACCESSORIES

	Code
CPS-40 / FLY bowl plate	OCS0PTB
Dual display (customer side) B-FLY-TN	ASE7001/C6
External keyboard (personal computer type) CPS-40/ CPS-50	OCS5-PC
ECPZ program for managing scales/counters and labellers from a PC	WECpz
Internal battery for CPS-40	OCS4-BATTINT

# 15" TOUCH SCREEN PC PIECE COUNTER SOFTWARE



## LabelOne PIECE COUNTER LABELLING SOFTWARE

- Dual platform management
- Self-weighted, manual or programd tare weighting
- Totalisation of weighing on three levels (partial, general, overall)
- Progressive number management and printing
- Management and printing of selected customer header
- Piece-counting function with variable number sampling
- Manual setting of P.M.U. or automatic linked to article
- Customisation of 8 direct alphanumeric codes
- Programming of article archive with: code, 2 alphanumeric descriptions, p.m.u., tare, barcode and associated labels.



### 15" touch screen pc software

Piece counter labelling software

15" touch screen pc

### Code

WLSL4.0

PC-TOUCH



INDUSTRIA

# PALLET TRUCK TP



TPW with optional printer

The instrument has been designed in such a way as to detect the value of the load and unload the forces in play on the strongest points of the structure, thus guaranteeing the best accuracy. In fact, the moving system is of the double wheel type. Each fork is equipped with two load cells that ensure load centring by means of a special coupling system. The forks are also independent of each other. The metal parts are protected by a thick layer of paint. The autonomy is about 24 hours and recharging is possible with the 230V power supply in about 5 hours. The built-in weight indicator is type FLY/1 for the painted version and type FLY MINI in the stainless steel version.

## Functional Features

- Automatic tare and manual tare device
- Case: stainless steel
- Tare locking/unlocking device
- Battery level indicator device
- Counting functions
- 9 storable tares
- 99 codes with assignable PMU and management of totals
- Weighing printout with final totalisation, printing of totals per code
- Weighing storage and subsequent download a PC
- Energy autonomy approx. 35 hours
- Battery recharge time approx. 12 hours (recharging takes place even when the instrument is switched off)
- Programmable auto switch-off device if instrument not in use
- Connection to personal computers, printers
- CE-M approval

## Available pallet truck TP versions

Load (Max kg)	Division (kg)	Division (CE-M kg)	Code
2.000	0,5	1	ZWT02T0-1000
2.000	0,5	0,5	ZWT02T0-0500
2.000	0,5	1	ZWT12T0-1000
2.000	0,5	0,5	ZWT12T0-0500

## Opzioni a richiesta in fase d'ordine

Built-in thermal printer

## Code

APR0000401037



# ATEX WEIGHING PALLET TRUCK

## Main features

- ATEX Certified Zone 1-21 and 2-22 pallet trucks with integrated weighing system
- Robust, thick sheet metal structure.
- Weight indicator in stainless steel container with protection IP65
- Red LED LCD weight display 20mm high
- Rubber wheels and polyurethane load wheels with a core of steel
- Fork dimensions: 1200x550x85mm
- Weight measurement by means of 4 stainless steel shear load cells, approved for up to 4000 divisions, IP69 protected and ATEX certified
- ATEX-certified junction box complete with junction box, connectors and with IP68 protection
- Total weight: 130kg approx.
- Rechargeable battery power supply with 12-hour runtime approx.
- Charging in a safe area



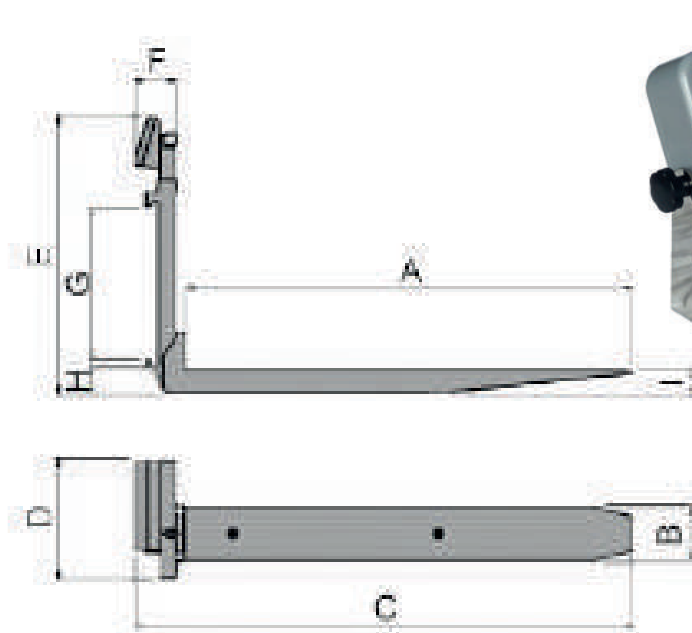
## Available ATEX weighing pallet truck versions

ATEX ZONE	DESCRIPTION	FLOW CAPACITY kg	DIVISION g
1-21	Struttura verniciata con forche inox	600/1500/3000	200/1000/2000
2-22	Struttura verniciata con forche inox	600/1500/3000	200/1000/2000
1-21	Struttura interamente in acciaio inox	600/1500/3000	200/1000/2000
2-22	Struttura interamente in acciaio inox	600/1500/3000	200/1000/2000

## ACCESSORIES AND OPTIONS ON REQUEST

	Code
Rechargeable Battery Box (with battery for charging in safe area) ATEX Certificate: Ex II 2G Ex [ib] IIC T6 C <sub>Ex</sub>   Ex II 2D [ib] IIIC T85°C <sub>Ex</sub> IP65 Db	OGE0B22X
220 Vac power supply unit ATEX certified Ex II (2) G [ Ex ib Gb ]   Ex II (2) D [ Ex ib Db ] IIIC	AAL220-2C3C
Power supply unit, 220 Vac for Safe Zone with 10 m cable.	AAL220-ZS
Analogue current/voltage output (0-5V; 0-10V; 0-20mA; 4-20mA)	ASESW21-AN
Atex Declaration of Conformity f o r Platform - Indicator Assembly	COMPLIANCE-ATEX

# PFL WEIGHING FORKS



Pair of forks with integrated weighing for trolleys elevators.

Available for FEM2A or FEM2B plate (up to max. 2500 kg) or FEM3A (up to max. 5000 kg). Although the thickness of the forks is increased, this solution offers the greatest ease of assembly, and does not require the use of any additional equipment. This solution leads to a reduction in the lifting capacity of the forklift truck. The forks must simply be replaced with those of the truck.

## FLY/PLUS weight display

- ABS enclosure
- 20mm weight indicator 32-button keypad
- 1 RS-232 serial interface
- Self-weighted, manual and cumulative tare
- Connection to weight repeater or printer PC
- Version for oil mills (loading-unloading)

## Options: RS-422/485

Connection second platform  
Analogue card 0- 10V / 4-20mA

## Setpoint version

- 2In/2Out board with relay
- Setting two weight thresholds

## SELECTABLE FUNCTIONS

- High resolution visualisation x 10
- Net/Gross
- PEAK (highest value detected)
- Totalisation
- HOLD (displayed weight lock)

## KEYBOARD FUNCTIONS

Zeroing, Automatic tare, Presettable tare, Totalisation, enter, on/off

	A	B	C	D	E	F	G	H	I
PFL25A	1160	150	1300	315	720	110	382	76	65
PFL25B	1160	150	1300	315	800	110	382	152	65
PFL50A	1160	150	1300	365	932	110	477	76	80

## Available PFL weighing forks versions

Plate	Load Max kg	DIVISION Kg	DIVISION CE-M Kg	Code
FEM2A	2500	1	1	ZFP-1T5-1200-2A
FEM2B	2500	1	1	ZFP-1T5-1200-2B
FEM3A	5000	2	2	ZFP-1T5-1200-3A



## Radio Frequency Platform Connection Module - Indicator

RF868/RS232-RS485-USB waterproof radio transceiver with antenna to be mounted on display.  
- Internal rechargeable batteries (autonomy 200 h)

Weight radio transmitter card mod. S178  
with antenna and 4 stylus ni-mh 2500mah to be mounted on platform

## Code

OGE0-RF868

OGE0-RF868

# TP PALLET WEIGHING



## Main features

- One-piece mobile weighing platform in painted steel or stainless steel
- for above-floor installation and for weighing pallets with a hand pallet truck.
- External dimensions 125cm x 84cm x 90cm height.
- Equipped with special handles and wheels for easy handling within the warehouse.
- Weight detection by means of 4 shear load cells, homologate up to 4000 divisions and with IP67 protection (for painted steel platform) or with IP69 protection (for stainless steel platform).
- 5m shielded connection cable to the display.
- Self-centring articulated feet for each load cell and bubble of spirit level.
- Junction box complete with board, connectors and with IP68 protection.

## Available TP pallet weigher versions

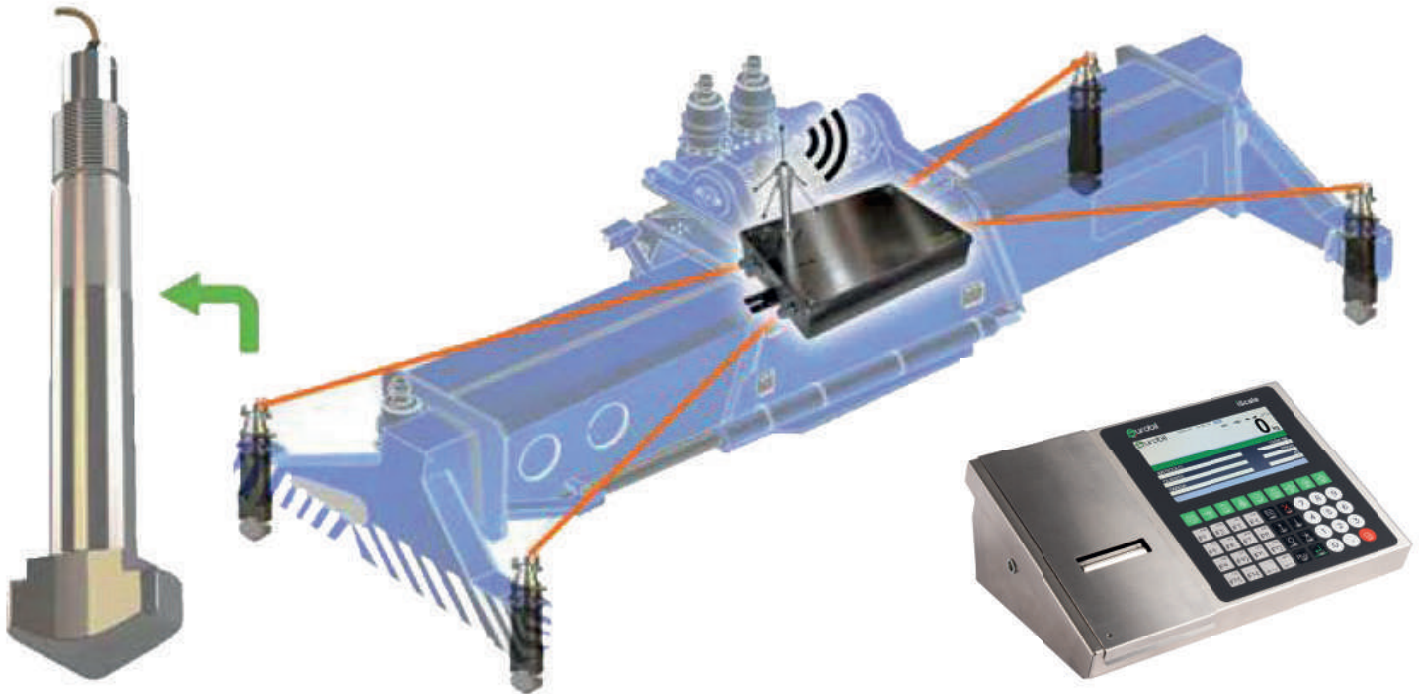
Model	Load and DIV		1° Range		Painted code	Inox code
	Max kg	e g	Max kg*	e g*		
Pesa Pallets TP	600	200	300	100	STP0600	STP1600
	1500	500	600	200	STP01T5	STP11T5
	3000	1000	1500	500	STP03T0	STP13T0

**NOTE:** TP pallet weighing platforms are connectable to FLY series displays or ISCALE series displays

Accessories and options on request	Painted code	Stainless steel code
Sheathing insulation		OGE1COB
Display floor stand	OGE0COP	OGE1CLE

# TWIST LOCK WEIGHING SYSTEM

★  
PATENTED  
PRODUCT



Weighing solution suitable for easily obtaining the Verified Gross Weight (VGM) of containers in accordance with SOLAS regulations.

The Twist Lock System with load cell is Eurobil's complete solution for the simplest, most accurate and fastest way to obtain the gross weight of containers. In addition to including the Twistlock load cells, it comes with the Iscale Professional weight indicator (with built-in scale), junction kit, TRF module and inclinometer. The Digital Traction Load Cell is designed to replace existing mechanical Twistlocks with mechanically compatible load cell Twistlocks to easily obtain container weights. Possibility of connecting 4 or 8 Twistlock load cells. Possibility of customising the kit for different installation requirements.

## Twistlock technical features:

- Minimum installation required, calibration not necessary, PLUG & WEIGHT
- Compliant with safety factor 6:1 defined by ISO requirements
- Communication Interface: MODBUS RTU (RS485) (Twistlock)

## Technical Specifications Weight Indicator (Iscale Professional):

- Backlit LCD display
- Serial interface: RS 232
- 32-key keyboard
- Built-in thermal printer

## Technical characteristics Protection Box:

- Protects against saltiness and weathering
- Stainless steel with seals
- Planned accommodations for: junction box, tiltmeter, RF module, RF antenna

**CAPACITY:** Up to 3000 OIML R-60 divisions, 5 to 25 t digital cell

# TWIST LOCK WEIGHING SYSTEM


## WIRELESS



Weighing management software on PC



## CABLE



### Twist Lock weighing system versions

Version 1: display (Iscale Professional) + No. 4 Twistlocks + Junction Box + TRF Module + Inclinator + Stainless Protection Box

#### Code

ETWL4

Version 2: display (Iscale Professional) + No. 8 Twistlocks + Junction Box + TRF Module + Inclinator + Stainless Protection Box

ETWL8

### Accessori e opzioni a richiesta

Kit completo di collegamento RF al PC (visore -> PC)

#### Code

AASKRF-PC

Software Gestione Pesature su PC

WPAP

Regolatore di tensione da 24v a 12v (TRF)

ASES137



INDUSTRIA



# VOLUMETRIC SCALE




## Features

- An instrument for recording, in addition to weight, the dimensions of regularly shaped packages (e.g. boxes).
- In addition to the weighing plate, the painted steel structure consists of two lateral bulkheads for housing the packaging, and the weight display with printer, where the dimensions of the packaging (width, length and height) are shown on the display in addition to the volume.
- Weight measurement by means of an M-type single-cell platform in painted steel or a 4-cell load cell platform. type PVS/B in painted steel, square in shape.
- Volume detection generally through 3 ultra-sonic sensors on submetre measurements and 3 laser sensors for larger platforms.

NOTE Quotation to be quoted depending on the capacity of the weighing system, the size of the platform and the type of sensors.

# WEIGHT AND VOLUME MOTION DETECTION SYSTEM



## Features

- Reliable detection of main characteristic data independent of shape and surface.
- Measurement procedure in both directions, data output directly after object measurement for high process reliability and great time savings.
- Direct transmission of main product data to the host for the digitization of the entire hub.
- Accurate and reliable data capture through automation of manual processes.
- Optimised and efficient use of storage space and packaging material due to extreme measuring accuracy.
- Integrated weighing system: 15kg capacity 5g division.

NOTE Quotation to be requested on quotation depending on packaging size and measurement accuracy.

# E-FLASH SCAN WEIGHT AND VOLUME DETECTION SYSTEM



Developed in .net Framework technology, it is versatile and can be integrated with the most common Windows applications. It allows you to speed up, save and exclude human calculation errors. Running on any Microsoft Windows platform, it has a very intuitive graphical interface and can be configured for use with the main scale models, integrates with various information systems and all Microsoft Office applications.

**It falls under Industry 4.0 benefits and the cost of the system is amortised in a few months.**

## Features

- **Instant weight detection**
- Reception of width-length-height values from 5 3D Ethernet cameras positioned above the pallet scale
- **HD camera** for image capture
- Receive weight value from balance terminal
- Possibility of managing **various scale models** selectable from set-up
- Archiving and historical recall of weighs with associated volume and the three item sizes
- Print packing list by date filter, article, customer on a local or network printer
- Export of packing list in **pdf, word doc, excel** formats
- **Multi-workstation** to network on one database
- Label printing with thermal transfer printer or laser printer
- Suitable for both conventional and touchscreen PCs
- Possibility of adding a **laser reader** for automatic recall of article/production order information
- Possibility of using different types of databases: Access, Sql Server, Oracle, etc.
- Customisable for any requirement

NOTE: quotation to be requested depending on the capacity of the weighing system, the size of the platform and the software and hardware specifications of the station.



# WEIGHT DETECTION SYSTEM AND E-FLASH SCAN SOFT



As an alternative to the classic E-Flash Scan, there is also the cheaper 'Soft' version, which is able to

detect the volume in the same way (again in a few seconds by transmitting data to the company's management system), but by selecting the pallet size on the screen (touch screen): in this way the E-

Flash Scan Soft only detects the height from a 3D camera and then calculates the volume based on previously manually selected pallet data.

**It is eligible for Industry 4.0 incentives, and the system cost is amortized within a few months**

## Features

- **Instantaneous weight-volume detection**
- Reception of width-length-height values from 5 3D Ethernet cameras positioned above the pallet weigher
- **HD camera** for image capture
- Receives weight value from scale terminal
- **Management of various scale models** selectable from set-up
- Archiving and historical recall of weighings with associated volume and three package sizes
- Print packing lists by date, article, or customer, on a local or network printer
- Export del packing list in formati **pdf, word doc, excel**
- Multi-workstation to network on one database
- Label printing with thermal transfer printer or laser printer (optional)
- Suitable for conventional and touchscreen PCs
- Possibility of adding a **laser reader** for automatic recall of article/production order information
- Possibility of using different types of databases: Access, Sql Server, Oracle, etc.
- Customisable for any requirement

N.B. quotation to be requested depending on the capacity of the weighing system, the size of the platform and the software and hardware specifications of the station.

# DIGITAL BLUETOOTH METER



The Bluetooth digital meter enables barcode reading (identifying a parcel or pallet) via a built-in laser reader and detects and records the dimensions of parcels or pallets.

The Bluetooth digital meter is useful for calculating parcel dimensions and also for calculating transport costs quickly and accurately, especially for parcels not placed on pallets; it is also good for avoiding inaccuracies or human error, measuring precisely by recording the dimensions of each parcel so that it can be checked at the time of delivery. Reliable and easy to use, it is uncluttered and convenient to handle and can be used by any warehouse operator or driver.

## Features

- Via an integrated wireless system, the measured data are transmitted to an installed software or to a handheld terminal, PC or tablet
- **Wireless system to transmit measured data**
- Back-office software installed on PC, tablet, or handheld terminal
- Lower cost compared to more complex systems
- Possibility of associating the system with a pallet truck scale/weigher for weight calculation and transmitting the data to a labeller for printing the package description label

Version	Code
Metro bluetooth	SCANNER-METRO

# LABELLING STATIONS WITH TOUCH PC



LABELLING SYSTEM COMBINED WITH PC-TOUCH ALUMINIUM BODY IDEAL FOR INDUSTRIAL ENVIRONMENTS

## Modalities of use

- Graphical interface for article selection and labelling on aluminium touch PC
- Possibility of connection to our instruments: Iscale - Fly Plus - SunEco - SunEco Alex
- Available versions, complete station made of:  
PM42 labeller with PC-TOUCH aluminium body, stainless steel carriage, FLY PLUS display and stainless steel platform
- Unlimited number of articles
- Job management via PC-touch: add, delete, article selection, convenient management of variable label fields that can be edited directly from a dedicated labelling program.
- Barcodes EAN13, EAN128, QR CODE programmable

## Software capabilities

- Unlimited and customizable number of label formats and by means of the included graphic label editing program

## Print speed:

- A 203 dpi/300 dpi: 100 mm/s–300 mm/s
- A 406 dpi: 100 mm/s–250 mm/s

**Complete Labelling Station with PC-TOUCH aluminium carriage, stainless steel trolley, FLY PLUS display and stainless steel platform in the following available versions.**

Model	Load (Max Kg)	Division (g)	Code
M30X30 with PD45S labeller	12/30	2/5	EPC-TOUCHM3012
M40X40 with PD45S labeller	12/30	2/5	EPC-TOUCHM4012
M60X60 with PD45S labeller	30/60	10/20	EPC-TOUCHM6030
M60X60 with PD45S labeller	60/150	20/50	EPC-TOUCHM6060

Model	Load (Max Kg)	Division (g)	Code
M30X30 with ZD421T labeller	12/30	2/5	EPC-TOUCHM3012-Z
M40X40 with ZD421T labeller	12/30	2/5	EPC-TOUCHM4012-Z
M60X60 with ZD421T labeller	30/60	10/20	EPC-TOUCHM6030-Z
M60X60 with ZD421T labeller	60/150	20/50	EPC-TOUCHM6060-Z

\*\* Certified system for tax credit 4.0

# Touch Screen Pc



## Features

- Cabinet format Integrated system with 15" LCD panel, made of extruded aluminium
- TFT LCD panel 15", 1024x768 TFT LCD panel with capacitive touch screen
- AC97 Audio Compatible
- Motherboard Embedded Speakers 3W stereo speakers
- Motherboard format W 204 x D 145 mm LAN standard Realtek 8100BL Ethernet 10/100 integrated on board
- Microprocessor:  
**CPU:** Intel® Bay-Trail J1900 Quad Core  
**RAM:** DDR3L, 1333/1600 MHz, 1\*SO- DIMM (4G as standard, optional up to 8 GB)  
3 RS232 serial ports DB9 Pin  
1 Lan RJ45 Ethernet port  
1 VGA Port (x Secondary Display)  
4 USB ports
- Standard 64 GB SSD hard disk
- Temperature range 0°C ~ 35°C
- Windows/10 operating system

Model	Code
15" touch screen PC	PC-TOUCH

# Weighing reception software

## Features

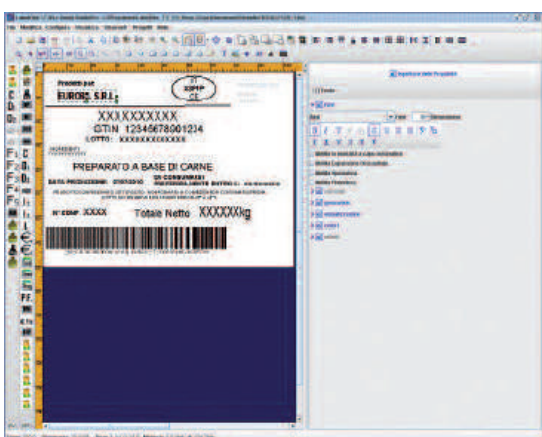
- Standard PC software for receiving/archiving weighs after printing a price tag or simple data transmission via weighing terminal.
- Weighing data storage after tag printing or simple transmission string transmission weighing terminal.
- Print packing list by date filter, article, customer on local or network printer.
- Export of packing list in pdf, word doc, excel formats.
- Multi-workstation to network on a single database.
- Possibility of using different types of databases: Access, Sql Server, Oracle, etc.



# Labelone labelling software

## Features

- Dual platform management
- Self-weighted, manual tare subtraction or planned
- Weighing totals on three levels (box, pallet, tot. pallets)
- Management and printing of selected customer header
- Programming the article archive with:
  - code, 2 alphanumeric descriptions, 2500 characters in ingredient field, expiry date, seasoning date, tare, price, EAN13 barcode, EAN128 code, automatic totalisers, traceability lists, nutritional tables.
- Possibility of having several deadlines for the same article
- Quick and easy lot field editing
- Storing Article History
- Storing Customer History
- No limits on the number of articles, customers, traceability lists and label formats
- Possibility of exporting and importing data from software external management.



Graphic software for label design



Working software

## 15" touch screen PC software

Weighing Reception Software

LabelOne Food Labelling Software

Batch Labelling Software, Delivery Notes, Invoices

## Code

WRXP

WLSL4.0

WPPS



# TROLLEYS

**Stainless steel double decker trolley**



**Trolley with stainless steel shelves, with pull-out drawer**



**Floor scale 30x30 with Fly Plus**

FLY PLUS, fiscal memory version, to be connected to PC TOUCH with column and 30x30 stainless steel platform Multirange 12/30 kg division 2/5g



Model	Code
Stainless steel double decker trolley	OM61C2P
Trolley with stainless steel shelves, with pull-out drawer	OM41CAS
Floor scale 30x30 with FLYPLUS	BM308030-FLYPLU

# LABEL PRINTERS



## Features PD455

- Dimensions: 484x292x283 mm
- Thermal or thermal transfer printing
- Max. width at 203 dpi: 108 mm (4.25 inches)
- Print speed: 203 dpi/300 dpi: 100 mm/s-300 (4 ips-12 ips)
- 203 dpi print resolution: 8 dots/mm
- 300 dpi: 11.8 dots/mm
- 406 dpi: 16/dot/mm
- Film wrapper and rewinder

## Interfaces

- Ethernet 10/100 Mbps
- RS-232, up to 115.2 KB/s
- USB 2.0
- USB Host X



## Features 2D421IT

- Print width 4.09 Inches / 104 Mm
- Maximum print speed
- 152 mm (6") per second (203 dpi)
- 102 Mm (4") per second (300 dpi)
- Communication methods usb v2.0 (Standard) Serial rs-232 (optional)
- Ethernet 10/100 (optional) Wireless: 802.11ac with Bluetooth 4.1 (Factory-installed option)
- 203 dpi/8 dots per mm print resolution
- 300 Dpi/12 dots per mm (optional)
- Media sensors
- Multi-position transmissive and full- width reflective sensor

## Model

PD45S labeller printer with rewinder

Label Printer ZD421T

## Code

EPD45

E910



# BAR CODE READERS



## Single-line laser scanner

Based on the Voyager series technology, Honeywell's single-line laser scanner offers outstanding user-friendliness and excellent reading capabilities of linear barcodes up to 58 centimetres long.

Optimised for fast scanning of linear barcodes, even in the case of damaged or poorly printed codes, The combination of excellent scanning performance and extended depth of field makes an ergonomic solution ideal for applications requiring a high number of scans.

- **Extended depth of field:**

enables easy scanning of objects at a distance and allows users to read 13 mil barcodes up to a distance of 447 mm

- **Ergonomic design:** suitable for all hand types, reduces user fatigue in applications requiring a high number of scans

- **Ease of use:**

the simple and quick assembly of the holder facilitates installation; the ergonomic design reduces user fatigue in applications requiring a high number of scans.

- **High processing speed:**

ensures effective object detection and automatic In-Stand detection and configuration; extended depth of field facilitates scanning of objects at a distance.



## Wireless area-imaging reader

- **Bluetooth wireless technology:**

simplifies the scanning of all standard 1D, PDF and 2D barcodes up to 10 metres from the base (depending on the environment).

- **Superior 1D code performance:**

unlike conventional laser readers, the 1D version can read barcodes omnidirectionally, making it ideal for scanning in presentation mode.

- **Support for future needs:**

For those who only need 1D scanning but might be interested in 2D scanning in the future, the reader can be easily upgraded from 1D to 2D scanning at any time.

- **Mobile phone reading:**

scans coupons and tickets from device displays laptops.


- **Long-life, on-site removable battery:**

the on-site replaceable lithium-ion battery provides more than 14 hours of autonomy depending on the scan volume.

Model		Code
Voyager 1250 G		SCANNER-V1250
Voyager 1452 G		SCANNER-V1452



# Type SP-A bridge weighing machines to be buried flush with the floor or above ground



## Main features

- Traditional weighbridges made of painted steel and consisting of embossed sheet metal modules.
- The metal structure has a height of approx. 375 mm and requires a pit of approx. 495 mm (in the flush floor version).
- Weight measurement using analogue **pressure load cells**, approved up to **4000 divisions and with IP68 protection**.
- 15m shielded connection cable to the display.
- Junction box complete with board, connectors and IP68 protection.
- The standard version includes the model **Iscale visor** with model TM295 tag printer.
- Foundation pit frame for the version to be buried flush with the floor (optional).
- Special sizes and capacities by quotation

AVAILABLE VERSIONS SP/A TRUCK SCALES WITH DISPLAY, PRINTER AND ANALOGUE LOAD CELLS APPROVED UP TO 4000 DIVISIONS

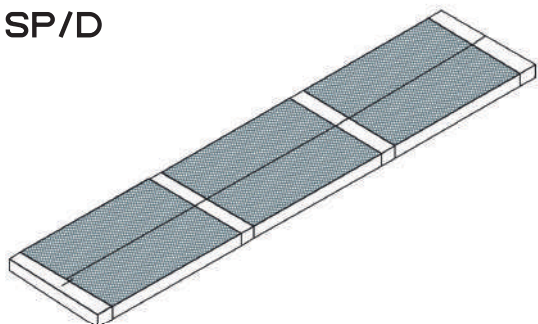
Dimensions m	Load and DIV Max t e kg	1° Range Max t e kg	MODULES		Code
4x3 4 cells	40 10	15 5	2 panels da mt.4x1,5 2 headers		PTS040T-4X3
6x3 4 cells	40 10	15 5	2 panels da mt.6x1,5 2 headers		PTS040T-6X3
8x3 6 cells	60 20	30 10	4 panels da mt.4x1,5 3 headers		PTS080T-8X3
10x3 6 cells	60 20	30 10	2 panels da mt.4x1,5 2 panels da mt.6x1,5   3 headers		PTS080T-10X3
12x3 6 cells	60 20	30 10	4 panels da mt.6x1,5 3 headers		PTS080T-12X3
14x3 8 cells	60 20	30 10	4 headers da mt.4x1,5 2 panels da mt.6x1,5   4 headers		PTS080T-14X3
16x3 8 cells	60 20	30 10	2 panels da mt.4x1,5 4 panels da mt.6x1,5   4 headers		PTS080T-16X3
18x3 8 cells	60 20	30 10	6 panels da mt.6x1,5 4 headers		PTS080T-18X3

NOTE: The above prices are to be recalculated in relation to the supply and/or installation-assembly conditions of the weighing system

NOTE: The above prices do not include the transport of materials, installation/assembly of the scale and testing with sample weights of the weighing system.

# SP/D type weighbridges and PE axle weighers to be buried flush with the floor or above ground

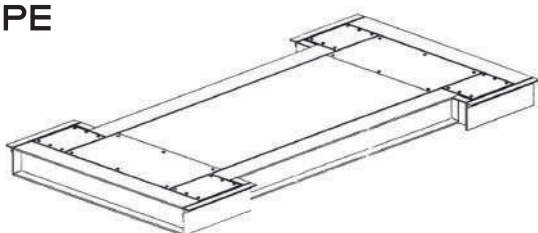
## SP/D



### Main features of SP/D weighbridges

- Traditional weighbridges made of painted steel and consisting of embossed sheet metal modules.
- The metal structure has a height of approx. 375 mm and requires a pit of approx. 495 mm (in the flush floor version).
- Weight measurement using digital compression **load cells**, approved up to **4000 divisions and with IP68 protection**.
- 15m shielded connection cable to the display.
- Digital junction box complete with board, connectors and with IP68 protection.
- The standard version includes the **model Iscale visor** with model TM295 **tag printer**.
- Foundation pit frame for the version to be buried flush with the floor (optional).
- Special sizes and capacities by quotation

## PE



### Main features PE axle weighers

- CE-M approved compact painted steel platform for the static weighing of vehicle axles.
- Weight detection by means of double-edged load cells, approved up to 4000 divisions and with IP68 protection.
- 15m shielded connection cable to the display.
- The frame for the foundation pit is excluded, the display and the press.

AVAILABLE VERSIONS SP/D WEIGHBRIDGES WITH DISPLAY, PRINTER AND DIGITAL LOAD CELLS APPROVED UP TO 4000 DIVISION

Dimensions m	Load and DIV			MODULES		Code
	Max t	e kg				
4x3 4 cells	40	10		2 panels da mt.4x1,5 2 headers		PTD040T-4X3
6x3 4 cells	40	10		2 panels da mt.6x1,5 2 headers		PTD040T-6X3
8x3 6 cells	60	20		4 panels da mt.4x1,5 3 headers		PTD080T-8X3
10x3 6 cells	60	20		2 panels da mt.4x1,5 2 panels da mt.6x1,5   3 headers		PTD080T-10X3
12x3 6 cells	60	20		4 panels da mt.6x1,5 3 headers		PTD080T-12X3
14x3 8 cells	60	20		4 panels da mt.4x1,5 2 panels da mt.6x1,5   4 headers		PTD080T-14X3
16x3 8 cells	60	20		2 panels da mt.4x1,5 4 panels da mt.6x1,5   4 headers		PTD080T-16X3
18x3 8 cells	60	20		6 panels da mt.6x1,5 4 headers		PTD080T-18X3

NOTE: The above prices are to be recalculated in relation to the supply and/or installation-assembly conditions of the weighing system

PE Type Approved axle weighing platforms CE M, display and printers EXCLUDED	Load and DIV		1° Range			Code
	Max t	e kg	Max t	e kg		
1X3 - 4 cells	15	5	6	2		PPE015T-1X3
	20	10	10	5		PPE020T-1X3

NOTE: The above prices are to be recalculated in relation to the supply and/or installation-assembly conditions of the weighing system

# Pese a ponte doppia corsia intera

★  
PATENTED  
PRODUCT



## Main features

- Painted steel double lane weighbridges consisting of modules (with a embossed sheet metal top) 1.5m wide and 4.5m long.
- The metal structure has a height of approximately 200 mm with an extremely simple and quick coupling system between the modules.
- Four 2m long access ramps are supplied as standard.
- Weight detection by means of traction/compression load cells, approved up to 4000 divisions, with IP68 protection and complete with self-levelling 250 mm diameter feet on the floor with non-slip rubber.
- 15m shielded connection cable to the display.
- Analogue/digital junction box complete with board, connectors and with IP68 protection.
- The standard version includes the Iscale model visor with model TM295 tag printer.
- Special sizes and capacities by quotation

AVAILABLE VERSIONS FULL DOUBLE LANE WEIGHBRIDGES WITH DISPLAY, PRINTER AND APPROVED ANALOGUE LOAD CELLS UP TO 4000 DIVISIONS

CODE	DIMENSIONS m	MODULES	MAX. CAPACITY AND DIVISIONS
PDC030T-1,5X4,5	4,50x1,5x0,20	2 panels 8 cells	30000/60000-10/20 kg
PDC030T-1,5X9	9,00x1,5x0,20	4 panels 12 cells	30000/60000-10/20 kg
PDC030T-1,5X13	13,50x1,5x0,20	6 panels 16 cells	30000/60000-10/20 kg
PDC030T-1,5X18	18,00x1,5x0,20	8 panels 20 cells	30000/60000-10/20 kg

**NOTE:** The above prices do not include transport of materials and installation/assembly of the weighing equipment. Verification before weighing at bridge is made directly at the factory before shipment.

**NOTE:** The above prices are to be recalculated in relation to the supply and/or installation-assembly conditions of the weighing system



Fly Plus in Abs



Weight repeater



Professional color scale weight display with printer



# Double lane bridge weighing machines with central opening



### Main features

- Double lane weighbridges made of painted steel and consisting of modules (with embossed sheet metal top) 1m wide and 4.5m long.
- The metal structure has a height of approximately 200 mm with an extremely simple and quick coupling system between the modules.
- Four 2m long access ramps are supplied as standard.
- Weight detection by means of traction/compression load cells, approved up to 4000 divisions, with IP68 protection and complete with self-levelling 250 mm diameter feet on the floor with non-slip rubber.
- 15m shielded connection cable to the display.
- Analogue/digital junction box complete with board, connectors and with IP68 protection.
- The standard version includes the Iscale model visor with model TM295 tag printer.
- Special sizes and capacities by quotation

AVAILABLE VERSIONS DOUBLE-AISLE WEIGHBRIDGES WITH DISPLAY, PRINTER AND APPROVED ANALOGUE LOAD CELLS UP TO 4000 DIVISIONS

CODE	DIMENSIONS m	MODULES	PORTATA MAX E DIVISIONI	
PDC030T-1X4,5	4,50x1,00x0,20	2 panels 8 cells	15000/30000-5/10 kg	
PDC030T-1X9	9,00x1,00x0,20	4 panels 12 cells	15000/30000-10/20 kg	
PDC030T-1X13,5	13,50x1,00x0,20	6 panels 16 celles	30000/60000-10/20 kg	
PDC030T-1X18	18,00x1,00x0,20	8 panels 20 cells	30000/60000-10/20 kg	

NOTE: The above prices do not include transport of materials and installation/assembly of the weighing equipment. Verification before weighing at bridge is made directly at the factory before shipment.

NOTE: The above prices are to be recalculated in relation to the supply and/or installation-assembly conditions of the weighing system



Fly Plus in Abs



Weight repeater



Professional color scale weight display with printer

# PVS/A type vehicle weighing platforms



## Main features

- Painted steel weighing platforms with embossed sheet metal for above-floor installation, suitable for weighing vehicles and small vans (standard equipment includes 2 platforms and 4 access ramps).
- Dimensions of each platform: length 4.5m - width 0.70m.
- Dimensions of each ramp: length 1m - width 0.70m.
- Weight measurement through 12 stainless steel shear load cells, approved up to 4000 divisions and with IP69 protection.
- Shielded display connection cable of 5m.
- Self-centring articulated feet for each load cell and spirit level.
- Junction box complete with board, connectors and with IP68 protection.
- The standard version includes the display Fly Plus model and the thermal printer fast 80 model

AVAILABLE VERSIONS PVS/A VEHICLE WEIGHING PLATFORMS - WITH DISPLAY, PRINTER AND APPROVED LOAD CELLS UP TO 4000 DIVISIONS

CODE	DIMENSIONIS	MODULES	LOAD	DIVISION	
PROTTC6TO	4,50x0,70x0,13 m	2 pannelli	6000 kg	1,2 kg	
PROTTC8TO	4,50x0,70x0,13 m	12 celle	8000 kg	2 kg	
PROTTC10T	4,50x0,70x0,13 m		10 000 kg	5 kg	

## Accessories for PVS/A vehicle weighing platforms

	Code
Display floor stand	OGE0COP

**NOTE** The above prices are to be recalculated in relation to the supply and/or installation-assembly conditions of the weighing system

# Touch screen 15" PC



## Main features weighbridge/container management software

- Intuitive graphic interface and suitable for use on a conventional PC or touch screen PC
- Configurable for use with the main scale models, it integrates with the customer's information system with all Microsoft Office applications
- Master data management: Customers, Carriers, Goods, Vehicles.
- Complete weighing history.
- Connection of several scales, management also of 'A+B' and 'axle weighing' functions
- Connection of several weighing terminals
- Manual data entry or recall from master data.
- First weighing and second weighing function with number recall memory.
- Unique weighing function with known tare weight
- Automatic calculation of Gross, Tare, Net values
- Price management per kg for eventual calculation of amount.
- Print single entry/exit document on A4 sheet with laser printer
- Packing list printouts with filters and export functionality in pdf, excel, word
- Alibi-memory management for weighing system approval
- Additional information management: company, port of embarkation, port of disembarkation, ship, transit, booking

## Technical specifications 15" touch screen PC

- Cabinet format Integrated system with 15" LCD panel, made of extruded aluminium
- TFT LCD panel 15", 1024x768 TFT LCD panel with touch screen resistive
- AC97 Audio Compatible
- Motherboard Embedded Speakers 3W stereo speakers
- Motherboard format W 204 x D 145 mm LAN standard Realtek 8100BL Ethernet 10/100 integrated on board
- Microprocessor:  
Intel® Atom™ CPU N270 @ 1.60 GHz 800 MHz 0.99 GB of RAM  
3 RS232 serial ports DB9 Pin  
1 Lan RJ45 Ethernet port  
1 VGA Port (x Secondary Display)  
4 USB ports
- Standard 150GB hard disk Usage temperature 0°C ~ 35°C
- Software certification included: Microsoft® Windows Embedded PosReady2009 - Version 2.0 - Service Pack 3

### Model

Weighbridge / Container Management Software

Touch Screen 15" PC

### Code

WPAP

PC-TOUCH

# Coin box for bridge weighing machine



## Main features

- Self-service weighing terminal with coin box, RFID token or IButton payment
- Stainless steel structure
- Rear opening for easy access with security key.
- Backlit alphanumeric LCD display
- Vandal-proof thermal printer (60mm roll)
- Issuing simple or database receipts
- Possibility of registering up to 500 customers
- Time and date stamp
- Dimensions 500x350x330mm

## Versions:

- Coin box/A: analogue indicator
- Coin box/D: indicator for digital load cells

## Basic Configuration:

- Weight / Tare
- Language: Italian, Spanish, English, French and Portuguese

## Standard software:

- Automatic backlight on/off
- Programmable header and end of receipt.
- Number of receipts by weight configurable
- Price setting by weight

## Optional hardware:

- Conversion of the first or second RS232 opto-isolated to RS485
- Conversion of first or second RS232 to RF

## Technical data:

- Accuracy Class III
- Maximum number of divisions per range 10000
- Minimum load cell impedance 40  $\Omega$
- Maximum load cell impedance 2000  $\Omega$
- Minimum temperature -10° C
- Maximum temperature 40° C
- 12 V DC power supply (with 230 V AC / 12 V DC internal power supply)
- Sense system Available
- Load cell cable length
- 4-wire systems 5 m/mm2
- 6-wire systems No limit

## Model

Self-service coin box

## Code

VSC-MIN






# LOAD CELLS

	Code	Model	Disp. Atex	Available capacities	
	ALCEB-L	BL		7 - 10 - 20 - 40 kg	
	ALCEB-C	BL-C		10 - 18 - 36 kg	
	ALCPL503	PL-50 (4000 div.)		50 - 75 - 100 - 150 - 250 kg	
	ALCPL506	PL-50 (6000 div.)		50 - 75 - 100 - 150 - 250 kg	
	ALCBS1/3	BS-1		50 - 75 - 100 - 150 - 250 - 300 - 500 kg	
	ALCBS2/3	BS-2		300 - 500 - 750 - 1000 kg	
	ALCFX1/3	FX-1		15 - 25 - 50 - 75 - 100 - 150 - 200 kg	
	ALCFX2/3	FX-2		15 - 25 - 50 - 75 - 100 - 150 - 200 - 250 - 300 - 500 - 750 - 1000 - 1500 Kg	
	ALCCO1/3	CO-1		250 - 300 - 500 - 750 - 1000 - 1500 kg	
	ALCCO2/3	CO-2		2000 - 3000 - 4000 kg	
	ALCCO2/35T0	CO-2		5000 - 7500 kg	
	ALCTA0/3	TA-0 (4000 div.)		30 - 50 - 75 - 100 - 150 - 250 - 300 - 500	
	ALCTA0/6	TA-0 (6000 div.)		30 - 50 - 75 - 100 - 150 - 250 - 300 - 500	
	ALCTA1/4	TA1/4 (4000 div.)		400 - 500 - 750 - 1000 - 1500 - 2000 kg	
	ALCTA1/6	TA1/6 (6000 div.)		400 - 500 - 750 - 1000 - 1500 - 2000 kg	
	ALCS1//3	S-1		30 - 50 - 75 - 100 - 150 kg	
	ALCS2A/3	S2-A		300 - 500 - 750 - 1000 kg	
	ALCS2B/3	S2-B		750 - 1000 - 1500 - 2000 - 2500 - 3000 - 5000 - 6000 kg	
	ALCS2B/310T	S2-B		10000 kg	
		TR-1		500 - 1000 - 2000 - 3200 kg 6300 kg 10000 kg	
		TR-2		17000 kg 25000 kg 50000 kg 75000 kg	







	Code	Model	Disp. Atex	Available capacities	
	ALCDCO23	DCO-2		3 - 4 - 5 - 7,5 - 10 †	
	ALCDCO33	DCO-3		5 - 10 - 15 - 20 - 25 †	
	ALCDCO43	DCO-4		30 - 40 - 50 †	
		CR-1		2,5 - 5 - 10 †	
		CR-2		20 - 30 †	
	ALCSPA/4	SP-A (4000 div.)		10 - 15 - 20 - 25 - 30 - 40 - 50 †	
	ALCSPD/4	SP-D (4000 div.)		10 - 15 - 20 - 25 - 30 - 40 - 50 †	
		CS-A		10 - 15 - 20 - 25 - 30 - 35 - 40 - 50 †	
		CS-DP		10-15-20-25-30-35-40-50 Tn	
		CS-DC (CP/CM)		10-15-20-25-30-35-40-50 Tn	
		CS-DC (IS)		10-15-20-25-30-35-40-50 Tn	
	ALCAC-1A	AC-1A		15 - 20 - 25 - 30 - 35 - 40 Tn 50 - 75 - 100 Tn 200 tn	
	ALCAC-1DP	AC-1DP		15 - 20 - 25 - 30 - 35 - 40 Tn 50 - 75 - 100 Tn 200 tn	
	ALCAC-1DC	AC-1DC		15 - 20 - 25 - 30 - 35 - 40 Tn 50 - 75 - 100 Tn 200 tn	
	ALCAC-2A	AC-2A		15 - 20 - 25 - 30 - 35 - 40 Tn 50 - 75 - 100 Tn 200 tn	
	ALCAC-2DP	AC-2DP		15 - 20 - 25 - 30 - 35 - 40 Tn 50 - 75 - 100 Tn 200 tn	
	ALCAC-2DC	AC-2DC		15 - 20 - 25 - 30 - 35 - 40 Tn 50 - 75 - 100 Tn 200 tn	

# Anti-tilt joint kit with cell

	Code	Model	Available capacities	
	ALCAC-1A	AC-2A/ANTIV	15 – 20 – 25 – 30 – 35 - 40 Tn	
			50 – 75 – 100 Tn	
			200 tn	
	ALCAC-1DP	AC-2ADP/ANTIV	15 – 20 – 25 – 30 – 35 - 40 Tn	
			50 – 75 – 100 Tn	
			200 tn	
	ALCAC-1DC	AC-2DC/ANTIV	15 – 20 – 25 – 30 – 35 - 40 Tn	
			50 – 75 – 100 Tn	
			200 tn	

(1) Stainless steel load cell + nickel-plated steel anti-tilt accessory

(2) Stainless steel load cell + Stainless steel anti-tilt accessory

	ALCAC-3A	AC-3A	15 – 20 – 25 – 30 – 35 - 40 Tn	
			50 – 75 – 100 Tn	
			200 tn	
	ALCAC-3DP	AC-3DP	15 – 20 – 25 – 30 – 35 - 40 Tn	
			50 – 75 – 100 Tn	
			200 tn	
	ALCAC-3DC	AC-3DC	15 – 20 – 25 – 30 – 35 - 40 Tn	
			50 – 75 – 100 Tn	
			200 tn	
	ALCAC-3A3R	AC-3A/ANTIV	15 – 20 – 25 – 30 – 35 - 40 Tn	
			50 – 75 – 100 Tn	
			200 tn	
	ALCAC-3DP3R	AC-3DP/ANTIV	15 – 20 – 25 – 30 – 35 - 40 Tn	
			50 – 75 – 100 Tn	
			200 tn	
	ALCAC-3DC3R	AC-3DC/ANTIV	15 – 20 – 25 – 30 – 35 - 40 Tn	
			50 – 75 – 100 Tn	
			200 tn	

	Model	Description	
	CO1/ANTIV	Load cell mod. CO-1 with anti-tilt system Cap. 300-500-750-1000-1500 kg 4000 div. Stainless steel IP 67  	
	TA0/ANTIV	Load cell model TA-0 with anti-tilt system Cap. 30-50-75-100-150-200-250-300 kg 4000 div. Nickel-plated steel/inox IP 67 	
	TA1/ANTIV	Load cell model TA-1 with anti-tilt system Cap. 500-550-750-1000-1100-1500-1760 kg 4000 div. Nickel-plated steel/inox IP 67  	
	CO2/ANTIV	Load cell mod. CO-2 with anti-tilt system Cap. 2000-3000-40000-5000 kg 4000 div. Stainless steel IP 67  	
	DCO2/ANTIV-T	Load cell mod. DCO-2 with anti-tilt system type A Cap. 3 - 4 - 5 - 7.5 - 10 t 3000 div. Stainless steel IP 67 	
	DCO2/ANTIV-B	Load cell mod. DCO-2 with anti-tilt system type A Cap. 3 - 4 - 5 - 7.5 - 10 t 3000 div. Stainless steel IP 67 	
	DCO3/ANTIV-TA	Load cell mod. DCO-3 with anti-tilt system type A Cap. 5 - 10 - 15 - 20 - 25 t 6000 div. Stainless steel IP 67  	
	DCO3/ANTIV-B	Load cell mod. DCO-3 with anti-tilt system type B Cap. 5 - 10 - 15 - 20 - 25 t 6000 div. Stainless steel IP 67  	

# Anti-tilt joint kit with cell

	Model	Description	
	DCO3/BAUTO	Load cell mod. DCO-3 with pin self-centring	
	DCO3/CB	Load cell mod. DCO-3 with ball system Cap. 5 - 10 - 15 - 20 - 25 t 6000 div. Stainless steel IP 67  	
	DCO4/ANTIV	Load cell mod. DCO-4 with anti-tilt system type B Cap. 20 - 25 - 30 - 40 - 50 t 3000 div. Stainless steel IP 67 	
	ANTIV/CR-1	Load cell mod. CR-1 with system anti-tilt galvanised steel Cap. 2.5 - 5 - 10 t	
	ANTIV-I/CR-1	Load cell mod. CR-1 with system anti-tilt stainless steel Cap. 2.5 - 5 - 10 t	
	ANTIV/CR-2	Load cell mod. CR-2 with anti-tilt system in galvanised steel	
	ANTIV-I/CR-2	Load cell mod. CR-2 with anti-tilt system in stainless steel Cap. 20 - 30 t	
	AND90X32 AND85X32	Lower stainless steel compass for SP-A / SP-D Upper stainless steel compass for SP-A / SP-D	
	AND200X200-SUP + AND200X200-INF	Joint compass for SP-A / SP-D with plate and counterplate (lower and upper)	
	ANTIVUELCO/SP	Load Cells with anti-tilt system mod. SP in analogue and digital version Cap. 20 - 25 - 30 - 40 - 50 - 75 - 100 - 200 t 3000 div. Stainless steel IP 68 	

# Load cell accessories

	Code	Description	
	AASSCG-BL	Joint BL kit ••	
	AASSCG-FX1 AASSCG-FX2 AASSCG-TA0 AASSCG-TA1	FX-1 Joint Kit •• FX-2 joint kit •• Joint kit TA-0 •• Joint kit TA-1	
	AGF5974NM6 AGF5974NM8 AGF5974NM12 AGF5974NM16 AGF5974NM24	M6 joint connection •• M8 joint connection •• M12 joint connection •• M16 joint connection •• M24 joint connection	
	AND0580N	Nickel-plated M12 cell foot	
	AND0580I	M12 INOX cell foot	
	APVPONTEM24X35	Bridge weigher foot M 24 thread	
	APV10833NM20X75  APV10613IM20X75	Nickel-plated cell foot M20  M20 stainless steel cell foot	
	AASSB-CO1 AASSB-CO2	Silent-Block holder for CO-1 (capacity up to 500kg) Silent-Block holder for CO-1 and CO-2 (capacity above 500kg)	
	ASG68-4C-A  ASG68-4C-A-EX	IP-68 junction box for 4 cells of analogue load with card  IP-68 junction box for 4 cells of analogue load with card ATEX version	
	ASG68-6C-A ASG68-6C-A-EX  ASG68-6C-D ASG68-6C-D-EX	ABS IP-68 junction box, for 6 analogue load cells (with safety capacitors) ABS IP-68 junction box, for 6 analogue load cells (with capacitors safety) ATEX version Ex  ABS IP-68 junction box, for 6 digital load cells (with safety capacitors) ABS IP-68 junction box, for 6 <b>digital</b> load cells (with safety capacitors) ATEX version	  



# Load cell accessories

	Code	Description	
	ASG68-8C-A ASG68-8C-A-EX	IP-68 ABS junction box, for 8 load cells <b>Analogue</b> (with safety capacitors) IP-68 ABS junction box, for 8 load cells <b>Analogue</b> (with safety capacitors) ATEX version	
	ASG68-8C-D ASG68-8C-D-EX	IP-68 ABS junction box, for 8 load cells <b>DIGITAL</b> (with safety capacitors) IP-68 ABS junction box, for 8 load cells <b>DIGITAL</b> (with safety capacitors) ATEX version	
	ASESG4 ASESG8	Electronic junction board for 4 analogue cells Electronic junction board for 8 analogue cells	
	VAWT20L	0-10V 4-20 mA cell signal converter	
	ACVCCVS-6X0,50	Cable for analogue cells 6x0.50 €/mt	
	ACVFR-4X0,75	Digital cell cable 4x0.50 €/mt	
	ACV-4V-MOUSE	Reinforced Digital Load Cell Cable against rodents €/mt	
	ACVCABLE 4.5	SP-D Digital cell cable length 4.5m with connectors	
	ACVCABLE 7.5	SP-D Digital cell cable length 7.5m with connectors	
	ACVCABLE 15	SP-D Digital cell cable 15m long with connectors	
	ACVCABLE 25	SP-D Digital cell cable length 25m with connectors	
	ASG-4C-AD	ECAD digital analogue junction box	
	AASKCT	Mounting kit with U-bolt for traction cells	
	AASCUP	Dome cover	
	ACV232S-3X0,35	RS-232 serial cable 3x0.35 shielded (for printers or RH repeaters)	
	APRET1500	Pretensioning cell sets up to 1,500 kg total	
	APRET10000	Pretensioning cell sets up to 10,000 kg total	
	ADOCBOL	Certificates for Self-Certification + booklet	
		Reprinting certificates of conformity	

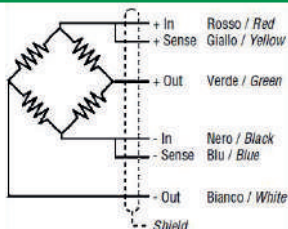
# BL

CE Certificate  
N° E-97-02.C05



Capacity: 5/7/10/15/18/20/36/40 kg • Up to 6000 divisions OIML-R60 • Measuring element from steel alloy • Corrosion inhibitor protection in nickel-plated • Protected against humidity IP-67 • High accuracy with off-center loads 380x380 • Material stainless steel

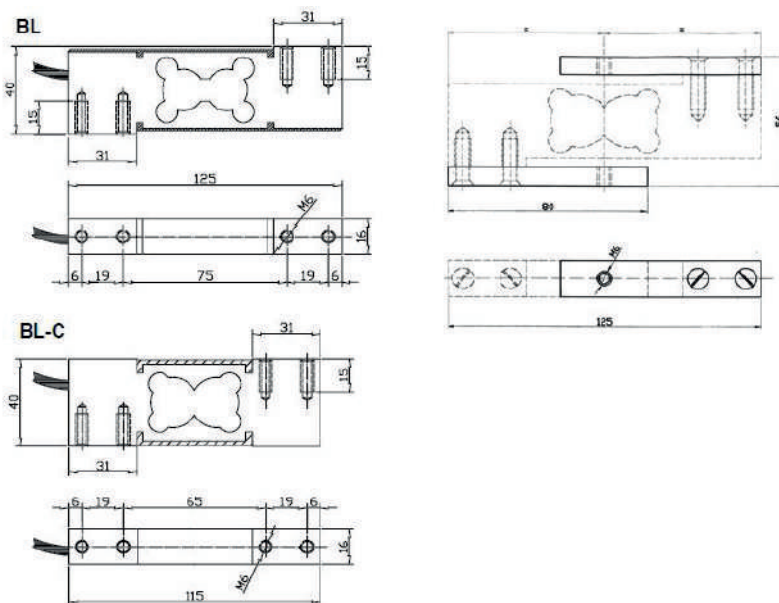
## Connection



## Technical data:

Accuracy class	C3-C6
Rated output	$2 \pm 10\%$ mV/V
Vmin	$E_{max}/18000$
Range of excitation	$5 \pm 15$ V
Input resistance	$390 \pm 3 \Omega$
Output resistance	$350 \pm 3 \Omega$
Temperature limits OIML R60	$-10^{\circ}\text{C} / +40^{\circ}\text{C}$
Insulation resistance	$>5000 \text{ M}\Omega$

## Dimensions mm



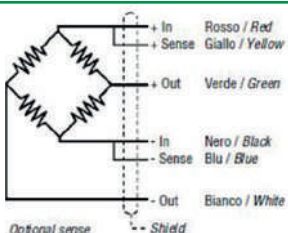
# PL-50

CE Certificate  
N° E-00-02.C05



Capacity: 25/50/75/100/150/200/250 kg • Up to 6000 divisions OIML-R60 • Measuring element from steel alloy • Corrosion inhibitor protection in nickel-plated • Protected against humidity IP-67 • High accuracy with off-center loads 500x500 • Material stainless steel

## Connection

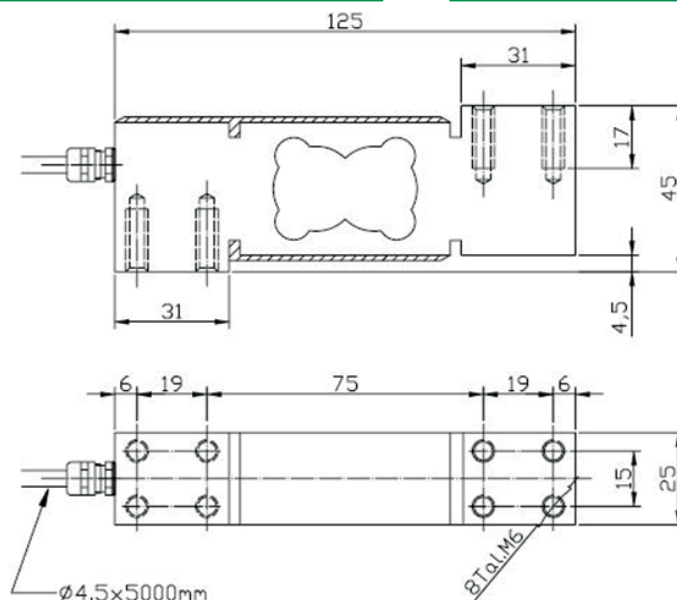


## Technical data:

Accuracy class	C3-C6
Rated output	$2 \pm 10\%$ mV/V
Vmin	$E_{max}/12000$
Range of excitation	$5 \pm 15$ V
Input resistance	$390 \pm 3 \Omega$
Output resistance	$350 \pm 3 \Omega$
Temperature limits OIML R60	$-10^{\circ}\text{C} / +40^{\circ}\text{C}$
Insulation resistance	$>5000 \text{ M}\Omega$

## Dimensions mm

## Fold back arm



INDUSTRIA

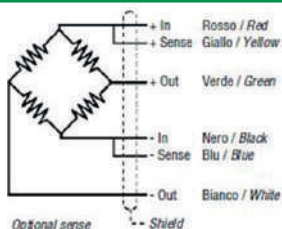
# BS - 1

CE Certificate  
N° E-98-02.C03



Capacity: 50/75/100/150/200/250/300/500 kg • 4000 divisions OIML-R60 • Measuring element from steel alloy • Corrosion inhibitor protection in nickel-plated • Available in inox steel • Protected against humidity IP-67 • High accuracy with off-center loads 600x600

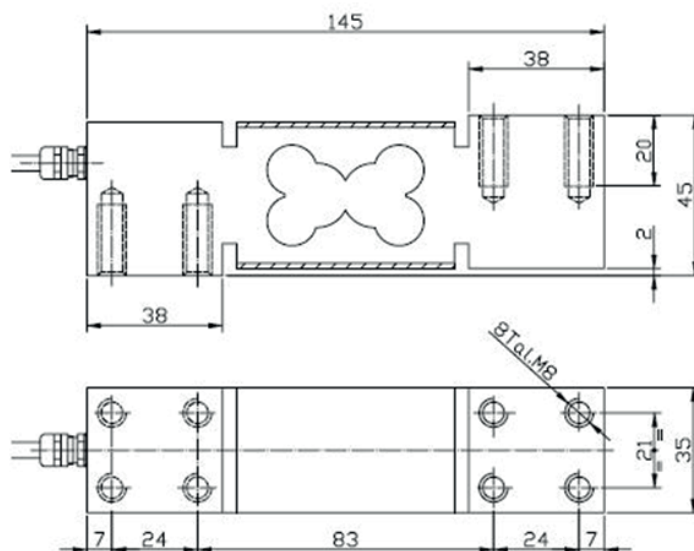
## Connection



## Technical data:

Accuracy class	C3
Rated output	$2 \pm 10\% \text{ mV/V}$
Vmin	$E_{\text{max}}/10000$
Range of excitation	$5 \pm 15 \text{ V}$
Input resistance	$390 \pm 3 \Omega$
Output resistance	$350 \pm 3 \Omega$
Temperature limits OIML R60	$-10^\circ\text{C} / +40^\circ\text{C}$
Insulation resistance	$>5000 \text{ M}\Omega$

## Dimensions mm



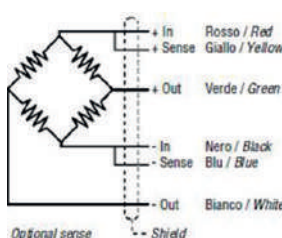
# BS - 2

CE Certificate  
N° E-98-02.C03



Capacity: 300/500/750/1000 kg • 4000 divisions OIML-R60 • Measuring element from steel alloy • Available in inox steel • Corrosion inhibitor protection in nickel-plated • Protected against humidity IP-67 • High accuracy with off-center loads 800x800

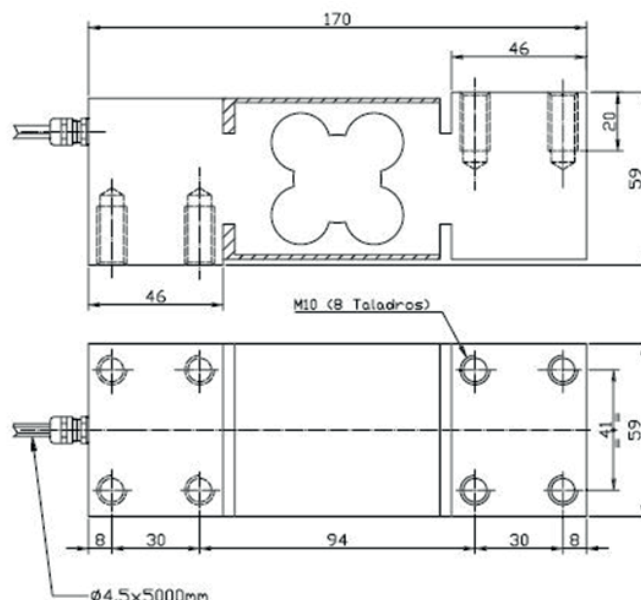
## Connection



## Technical data:

Accuracy class	C3
Rated output	$2 \pm 10\% \text{ mV/V}$
Vmin	$E_{\text{max}}/10000$
Range of excitation	$5 \pm 15 \text{ V}$
Input resistance	$390 \pm 3 \Omega$
Output resistance	$350 \pm 3 \Omega$
Temperature limits OIML R60	$-10^\circ\text{C} / +40^\circ\text{C}$
Insulation resistance	$>5000 \text{ M}\Omega$

## Dimensions mm



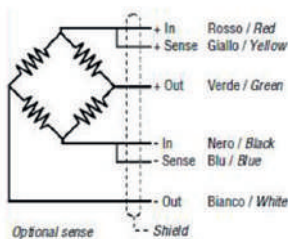
# FX-1

CE Certificate  
N° E-97-02.C09



Capacity: 10/15/25/50/100/150/200 kg • 4000 divisions OIML-R60 • Measuring element from steel alloy • Corrosion inhibitor protection in nickel-plated • Hermetical soldered • Protected against humidity IP-68 • Material stainless steel

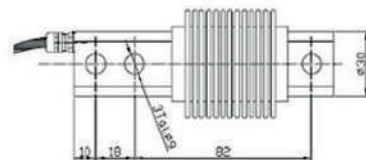
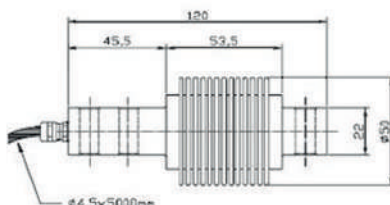
## Connection



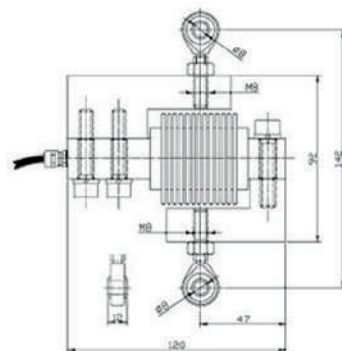
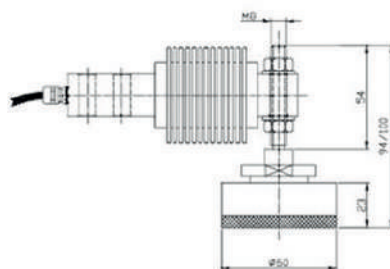
## Technical data:

Accuracy class	C4
Rated output	$2 \pm 0.1\%$ mV/V
V <sub>min</sub>	E <sub>max</sub> /10000
Range of excitation	5÷15 V
Input resistance	$350 \pm 3 \Omega$
Output resistance	$350 \pm 3 \Omega$
Temperature limits OIML R60	-10°C / +40°C
Insulation resistance	>5000 MΩ

## Dimensions mm



## Fold back arm



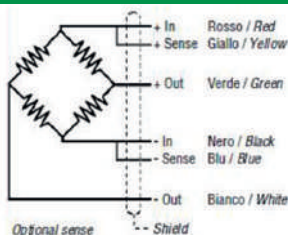
# FX-2

CE Certificate  
N° E-97-02.C09



Capacity: 15/25/30/50/75/100/150/200/250/300/500/750/1000/1500 kg • 4000 divisions OIML-R60 • Measuring element from steel alloy • Available in inox steel • Corrosion inhibitor protection in nickel-plated • Hermetical soldered • Protected against humidity IP-68 • Material stainless steel

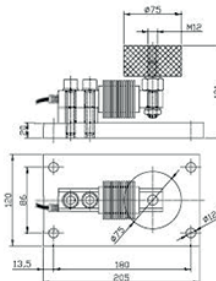
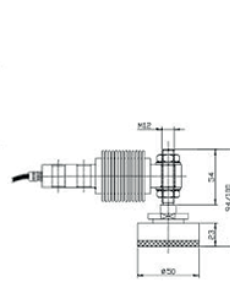
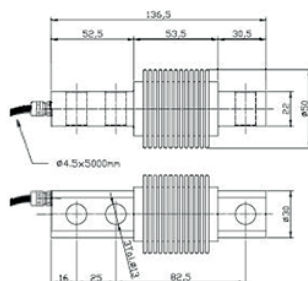
## Connection



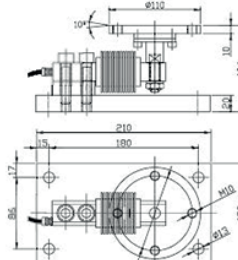
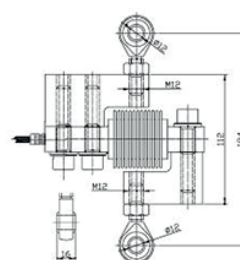
## Technical data:

Accuracy class	C4
Rated output	$2 \pm 0.1\%$ mV/V
V <sub>min</sub>	E <sub>max</sub> /10000
Range of excitation	5÷15 V
Input resistance	$350 \pm 3 \Omega$
Output resistance	$350 \pm 3 \Omega$
Temperature limits OIML R60	-10°C / +40°C
Insulation resistance	>5000 MΩ

## Dimensions mm



## Fold back arm





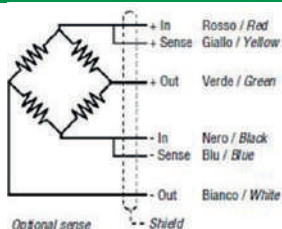
# CO-1

CE Certificate  
N° E-97-02.C10



Capacity: 300/500/750/1000/1500 kg • 4000 divisions  
OIML-R60 • Measuring element from steel alloy •  
Available in inox steel alloy • Corrosion inhibitor  
protection in nickel-plated • Protected against  
humidity IP-67 • Material stainless steel

## Connection

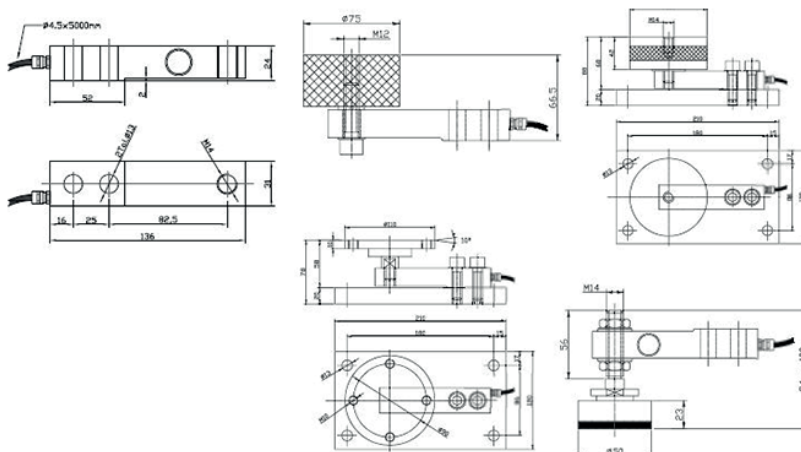


## Technical data:

Accuracy class	C4
Rated output	$2 \pm 0.1\% \text{ mV/V}$
Vmin	$E_{\text{max}}/10000$
Range of excitation	$5 \div 15 \text{ V}$
Input resistance	$350 \pm 3 \Omega$
Output resistance	$350 \pm 3 \Omega$
Temperature limits OIML R60	$-10^\circ\text{C} / +40^\circ\text{C}$
Insulation resistance	$>5000 \text{ M}\Omega$

## Dimensions mm

## Fold back arm



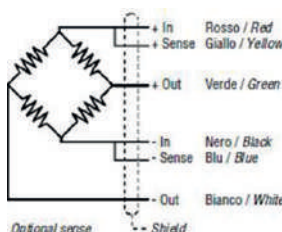
# CO-2

CE Certificate  
N° E-97-02.C10



Capacity: 2000/3000/4000/5000 kg • 4000 divisions  
OIML-R60 • Measuring element from steel alloy •  
Available in inox steel alloy • Corrosion inhibitor  
protection in nickel-plated • Protected against  
humidity IP-67 • Material stainless steel

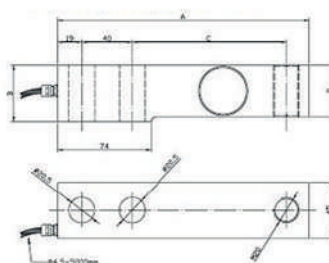
## Connection



## Technical data:

Accuracy class	C4
Rated output	$2 \pm 0.1\% \text{ mV/V}$
Vmin	$E_{\text{max}}/10000$
Range of excitation	$5 \div 15 \text{ V}$
Input resistance	$350 \pm 3 \Omega$
Output resistance	$350 \pm 3 \Omega$
Temperature limits OIML R60	$-10^\circ\text{C} / +40^\circ\text{C}$
Insulation resistance	$>5000 \text{ M}\Omega$

## Dimensions mm

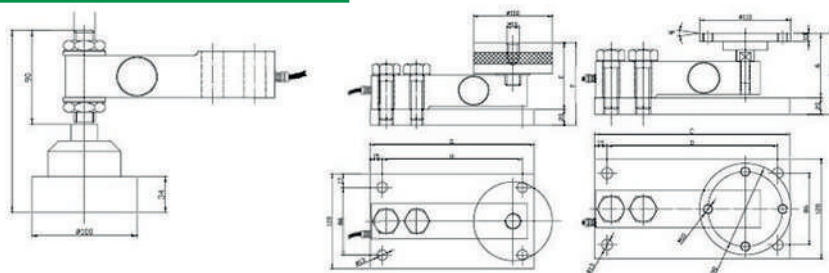


Capacità / Capacity	A	B	C	D
2000 - 3000 - 4000	175	35	98	32
5000	200	45	123	41

Capacità / Capacity	E	F	G	H
2000 - 3000 - 4000	75	95	210	180
5000	85	105	240	210

Capacità / Capacity	A	B	C	D
2000 - 3000 - 4000	69	89	210	180
5000	79	99	237	207

## Fold back arm

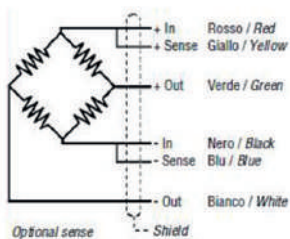


**CE** Certificate  
N° E-01-02.C07



Capacity: 30/50/75/100/150/250/300/500 kg • Up to 6000 divisions OIML-R60 • Measuring element from steel alloy • Corrosion inhibitor protection in nickel-plated • Protected against humidity IP-67 • Material stainless steel

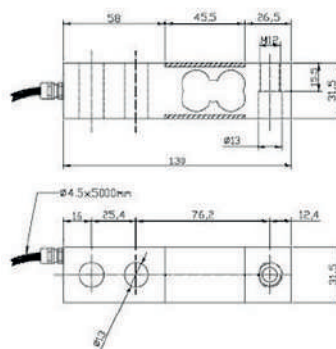
## Connection



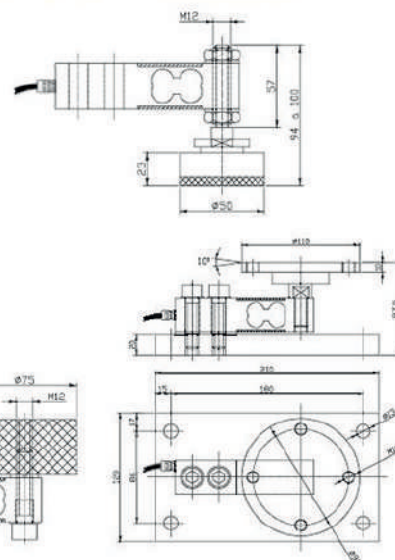
### Technical data:

Accuracy class	C4-C6
Rated output	$2 \pm 0.1\%$ mV/V
V <sub>min</sub>	E <sub>max</sub> /15000
Range of excitation	5÷15 V
Input resistance	$350 \pm 3 \Omega$
Output resistance	$350 \pm 3 \Omega$
Temperature limits OIML R60	-10°C / +40°C
Insulation resistance	>5000 MΩ

### Dimensions mm



### Fold back arm



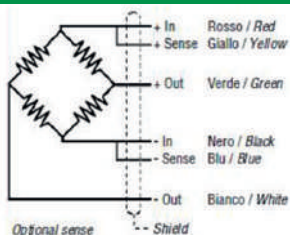
## TA-1

**CE** Certificate  
N° E-01-02.C07



Capacity: 400/500/750/1000/1500/2000 kg • Up to 4000 divisions OIML-R60 • Measuring element from steel alloy • Corrosion inhibitor protection in nickel-plated • Protected against humidity IP-67 • Material stainless steel

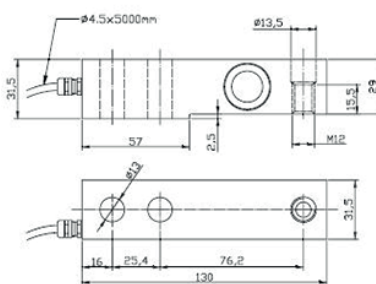
## Connection



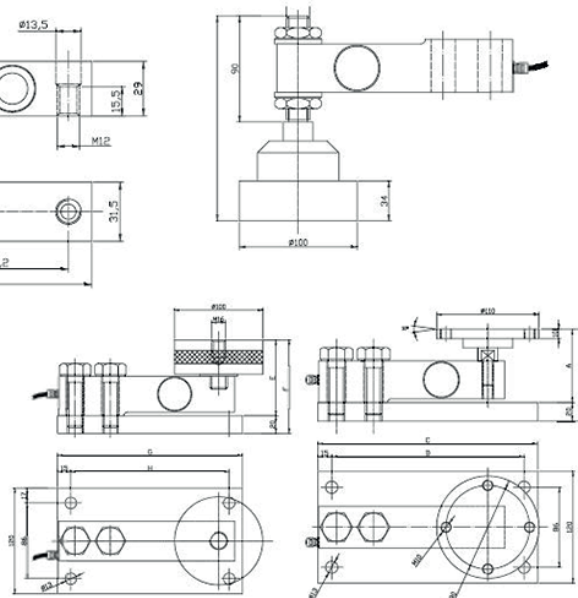
### Technical data:

Accuracy class	C4-C6
Rated output	$2 \pm 0.1\%$ mV/V
Vmin	E <sub>max</sub> /15000
Range of excitation	5÷15 V
Input resistance	$350 \pm 3 \Omega$
Output resistance	$350 \pm 3 \Omega$
Temperature limits OIML R60	-10°C / +40°C
Insulation resistance	>5000 MΩ

**Dimensions mm**



### Fold back arm

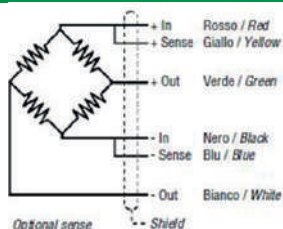






Capacity: 30/50/75/100/150 kg • 6000 divisions  
OIML-R60 • Measuring element from steel alloy  
• Corrosion inhibitor protection in nickel-plated  
• Protected against humidity IP-67  
• Material stainless steel

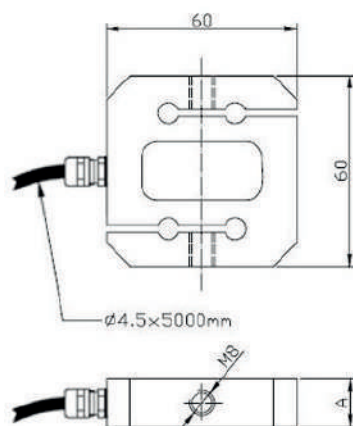
#### Connection



#### Technical data:

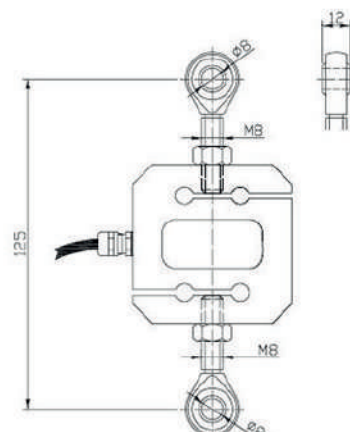
Accuracy class	C4-C6
Rated output	$2 \pm 0.1\%$ mV/V
V <sub>min</sub>	E <sub>max</sub> /10000
Range of excitation	5÷15 V
Input resistance	$350 \pm 3 \Omega$
Output resistance	$350 \pm 3 \Omega$
Temperature limits OIML R60	-10°C / +40°C
Insulation resistance	>5000 MΩ

#### Dimensions mm



Capacità / Capacity kg	30	50	75	100	150
G	M6	M8	M8	M8	M8
D	15	15	15	15	20

#### Fold back arm

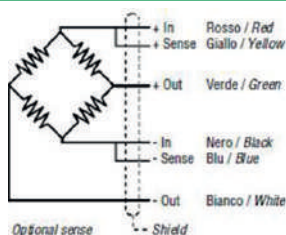


	A	B	C
M6	13°	6	6
M8	15°	8	8



Capacity: 300/500/750/1000 kg • Up to 4000 divisions  
OIML-R60 • Measuring element from steel alloy  
• Corrosion inhibitor protection in nickel-plated  
• Protected against humidity IP-67  
• Material stainless steel

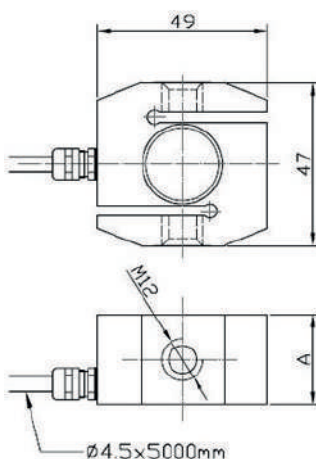
#### Connection



#### Technical data:

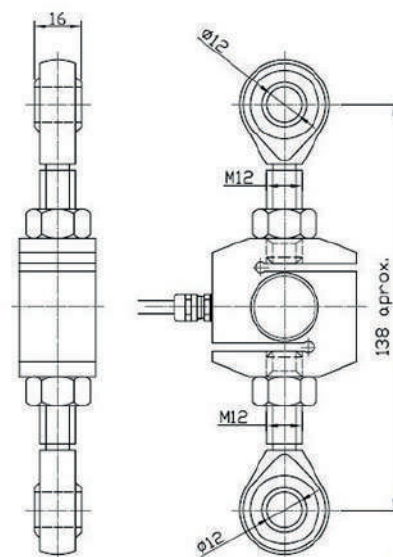
Accuracy class	C4
Rated output	$2 \pm 0.1\%$ mV/V
V <sub>min</sub>	E <sub>max</sub> /12000
Range of excitation	5÷15 V
Input resistance	$350 \pm 3 \Omega$
Output resistance	$350 \pm 3 \Omega$
Temperature limits OIML R60	-10°C / +40°C
Insulation resistance	>5000 MΩ

#### Dimensions mm



Capacità / Capacity kg	300	500	750	1000
A	20	26	26	26

#### Fold back arm



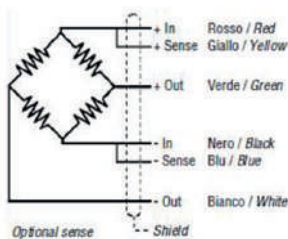
# S2 - B

CE Certificate  
N° E-00-02.C04



Capacity: 750/1000/1500/2000/2500/3000/6000/10000 kg • Up to 4000 divisions OIML-R60 • Measuring element from steel alloy • Corrosion inhibitor protection in nickel-plated • Protected against humidity IP-67 • Material stainless steel

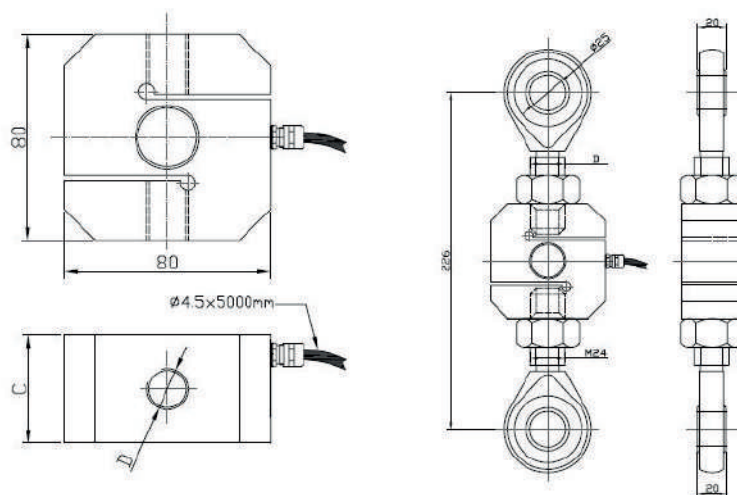
## Connection



## Technical data:

Accuracy class	C4
Rated output	$2 \pm 0.1\%$ mV/V
Vmin	$E_{max}/12000$
Range of excitation	$5 \pm 15$ V
Input resistance	$350 \pm 3 \Omega$
Output resistance	$350 \pm 3 \Omega$
Temperature limits OIML R60	$-10^{\circ}\text{C} / +40^{\circ}\text{C}$
Insulation resistance	$>5000 \text{ M}\Omega$

## Dimensions mm



Capacità / Capacity kg	750	1000	1500	2000	3000	5000	6000	10000
C	35	35	35	42	42	42	42	52
D	M12	M12	M16	M16	M24x2	M24x2	M24x2	M24x2

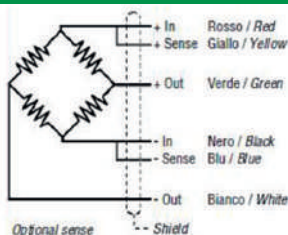
# TR - I

CE Certificate  
N° E-97-02.C11



Capacity: 500/1000/2000/3200/6300/10.000 kg • 3000 divisions OIML-R60 • Measuring element from steel alloy • Corrosion inhibitor protection in nickel-plated • Protected against humidity IP-67 • Material stainless steel

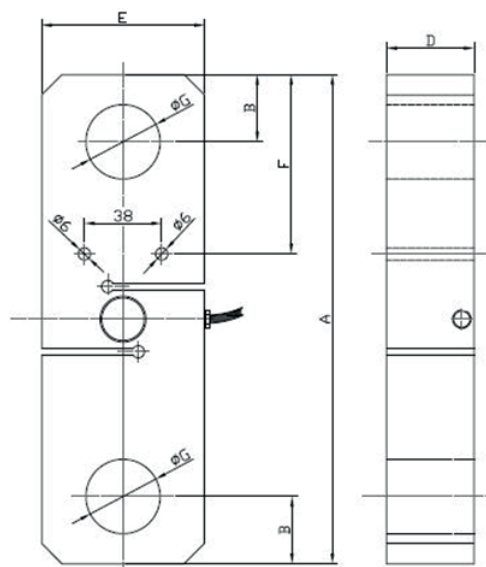
## Connection



## Technical data:

Accuracy class	C3
Rated output	$2 \pm 0.1\%$ mV/V
Vmin	$E_{max}/10000$
Range of excitation	$5 \pm 15$ V
Input resistance	$390 \pm 3 \Omega$
Output resistance	$350 \pm 3 \Omega$
Temperature limits OIML R60	$-30^{\circ}\text{C} / +70^{\circ}\text{C}$
Insulation resistance	$>5000 \text{ M}\Omega$

## Dimensions mm



INDUSTRIA

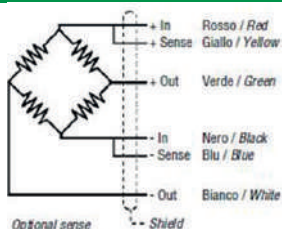
# TR-2

CE Certificate  
N° E-97-02.C11



Capacity: 17/25/50/75/100 Tn • 3000 divisions  
OIML-R60 • Measuring element from steel alloy  
• Corrosion inhibitor protection in nickel-plated  
• Protected against humidity IP-67 • Material stainless steel

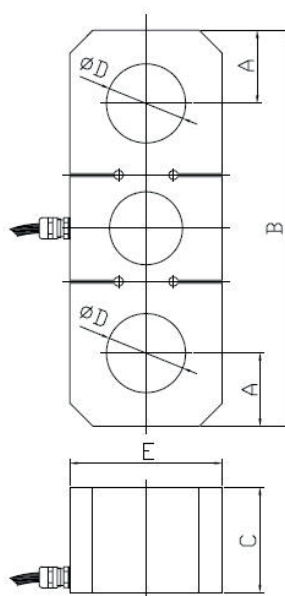
## Connection



## Technical data:

Accuracy class	C3
Rated output	$2 \pm 0.1\% \text{ mV/V}$
Vmin	$E_{\text{max}}/10000$
Range of excitation	$5 \pm 15 \text{ V}$
Input resistance	$700 \pm 3 \Omega$
Output resistance	$700 \pm 3 \Omega$
Temperature limits OIML R60	$-30^\circ\text{C} / +70^\circ\text{C}$
Insulation resistance	$>5000 \text{ M}\Omega$

## Dimensions mm



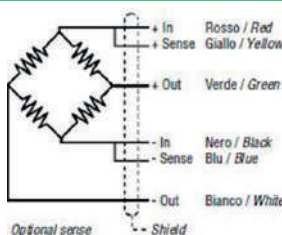
# DCO-2

CE Certificate  
N° E-97-02.C11



Capacity: 3/4/5/7,5/10 t • 5000 divisions OIML-R60  
• Measuring element from steel alloy  
• Corrosion inhibitor protection in nickel-plated  
• Protected against humidity IP-67  
• Material stainless steel

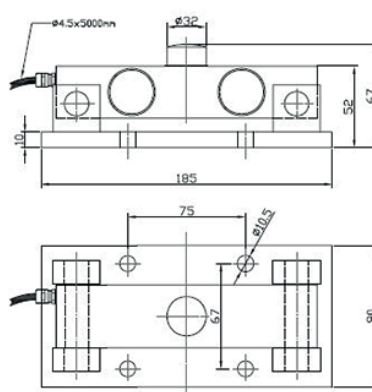
## Connection



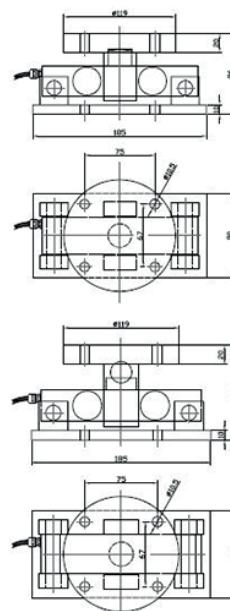
## Technical data:

Accuracy class	C4-C5
Rated output	$2 \pm 0.1\% \text{ mV/V}$
Vmin	$E_{\text{max}}/10000$
Range of excitation	$5 \pm 15 \text{ V}$
Input resistance	$700 \pm 3 \Omega$
Output resistance	$700 \pm 3 \Omega$
Temperature limits OIML R60	$-10^\circ\text{C} / +40^\circ\text{C}$
Insulation resistance	$>5000 \text{ M}\Omega$

## Dimensions mm



## Fold back arm



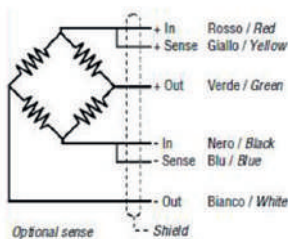
# DCO - 3

CE Certificate  
N° E-97-02.C11



Capacity: 5/10/15/20/25/30 t • Up to 6000 divisions  
OIML-R60 • Measuring element from steel alloy  
• Corrosion inhibitor protection in nickel-plated  
• Protected against humidity IP-67  
• Material stainless steel

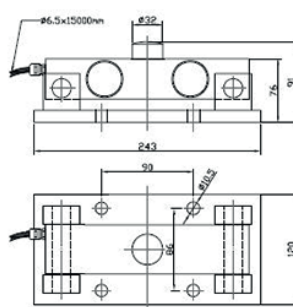
## Connection



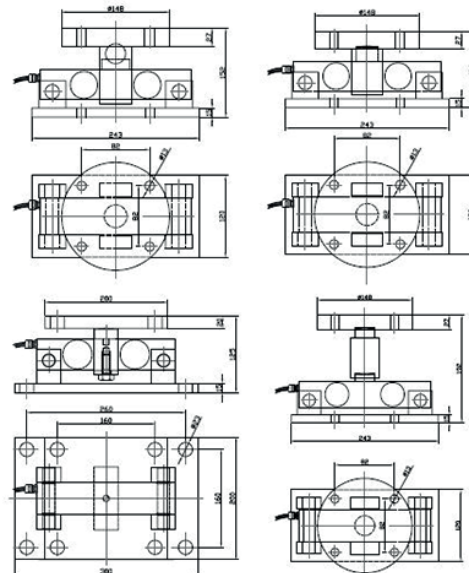
## Technical data:

Accuracy class	C6
Rated output	$2 \pm 0.1\% \text{ mV/V}$
Vmin	$E_{\text{max}}/10000$
Range of excitation	$5 \pm 15 \text{ V}$
Input resistance	$700 \pm 3 \Omega$
Output resistance	$700 \pm 3 \Omega$
Temperature limits OIML R60	$-10^\circ\text{C} / +40^\circ\text{C}$
Insulation resistance	$>5000 \text{ M}\Omega$

## Dimensions mm



## Fold back arm



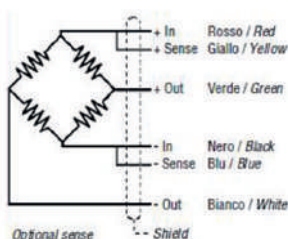
# DCO - 4

CE Certificate  
N° E-97-02.C11



Capacity: 20/25/30/40/50 t • Up to 4000 divisions  
OIML-R60 • Measuring element from steel alloy  
• Corrosion inhibitor protection in nickel-plated  
• Protected against humidity IP-67  
• Material stainless steel

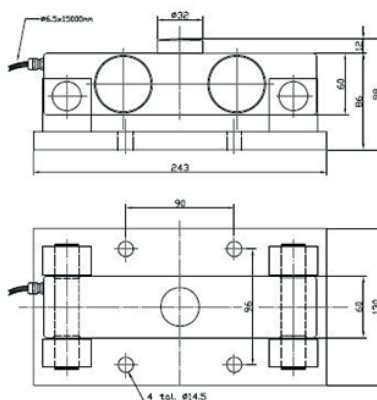
## Connection



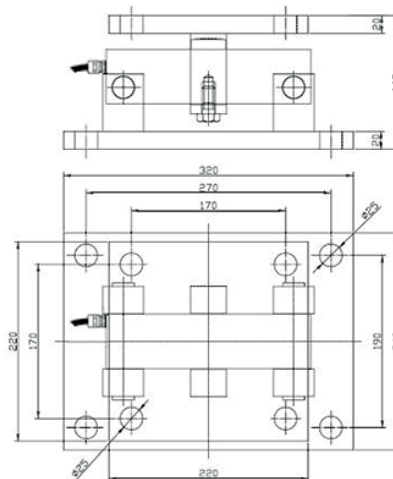
## Technical data:

Accuracy class	C4-C6
Rated output	$2 \pm 0.1\% \text{ mV/V}$
Vmin	$E_{\text{max}}/10000$
Range of excitation	$5 \pm 15 \text{ V}$
Input resistance	$700 \pm 3 \Omega$
Output resistance	$700 \pm 3 \Omega$
Temperature limits OIML R60	$-10^\circ\text{C} / +40^\circ\text{C}$
Insulation resistance	$>5000 \text{ M}\Omega$

## Dimensions mm



## Fold back arm



INDUSTRIA



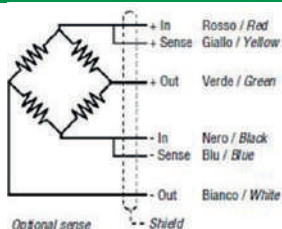
# SP - A

CE Certificate  
N° E-02-02.C06



Capacity: 10/15/20/25/30/40/50 t • Complies with  $\leq 4000$  divisions CE OIML-R60 • Protected against humidity IP-69 k • Totally welded • Only version in inox steel

## Connection

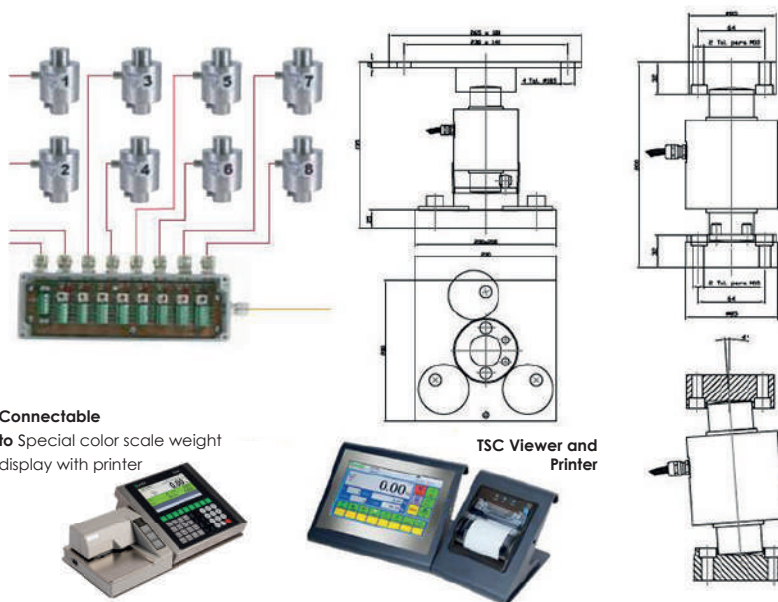


## Technical data:

Accuracy class	C4
Rated output	$2 \pm 0.1\% \text{ mV/V}$
Vmin	$E_{\text{max}}/14000$
Range of excitation	$5 \div 15 \text{ V}$
Input resistance	$800 \pm 3 \Omega$
Output resistance	$700 \pm 3 \Omega$
Temperature limits OIML R60	$-10^\circ\text{C} / +40^\circ\text{C}$
Insulation resistance	$>5000 \text{ M}\Omega$

## Dimensions mm

## Fold back arm



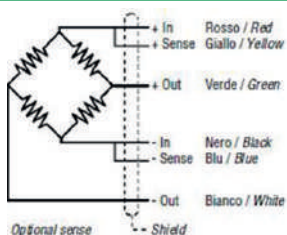
# SP - D

CE Certificate  
N° E-02-02.C02



Capacity: 10/15/20/25/30/40/50 t • Digital cell of load • Complies with  $\leq 4000$  divisions CE OIML-R60 • Protected against humidity IP-69 k (DIN 40050) • Totally welded • Only version in inox steel

## Connection

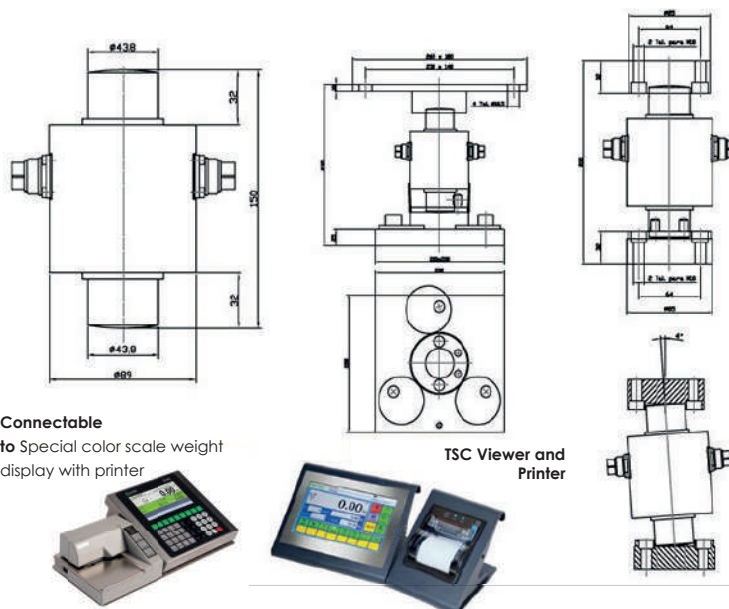


## Technical data:

Accuracy class	C4
Vmin	$E_{\text{max}}/15000$
Voltage	$8 \div 15 \text{ V DC}$
Consumption of electricity	35 mA
Speed of transmission	100 kHz
Conversion	40/s
Resolution	24 bit
Temperature limits OIML R60	$-10^\circ\text{C}/+40^\circ\text{C}$
Insulation resistance	$> 5000 \text{ M}\Omega$

## Dimensions mm

## Fold back arm



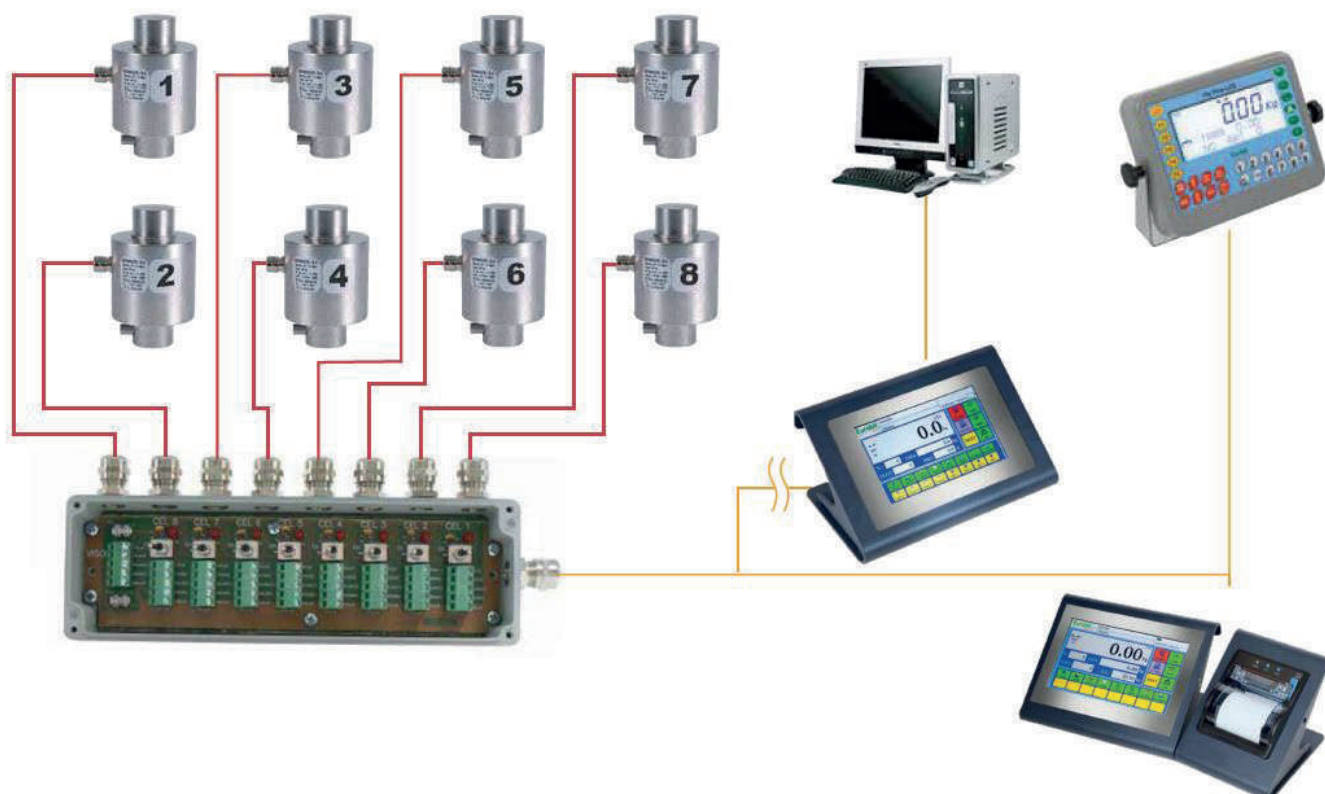
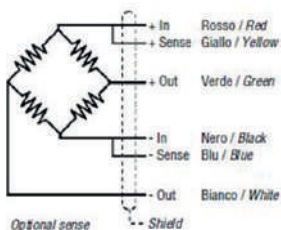
with cable gland and junction box

## Technical data:

Accuracy class	C4
Vmin	E <sub>max</sub> /15000
Voltage	8÷15 V DC
Consumption of electricity	35 mA
Speed of transmission	100 kHz
Conversion	40/s
Resolution	24 bit
Temperature limits OIML R60	-10°C/+40°C
Insulation resistance	> 5000 MΩ

Capacity: 10/15/20/25/30/40/50 t • Digital cell of load  
• Complies with ≤ 4000 divisions CE OIML-R60  
• Protected against humidity IP-69 k (DIN 40050)  
• Totally welded • Only version in inox steel

## Connection





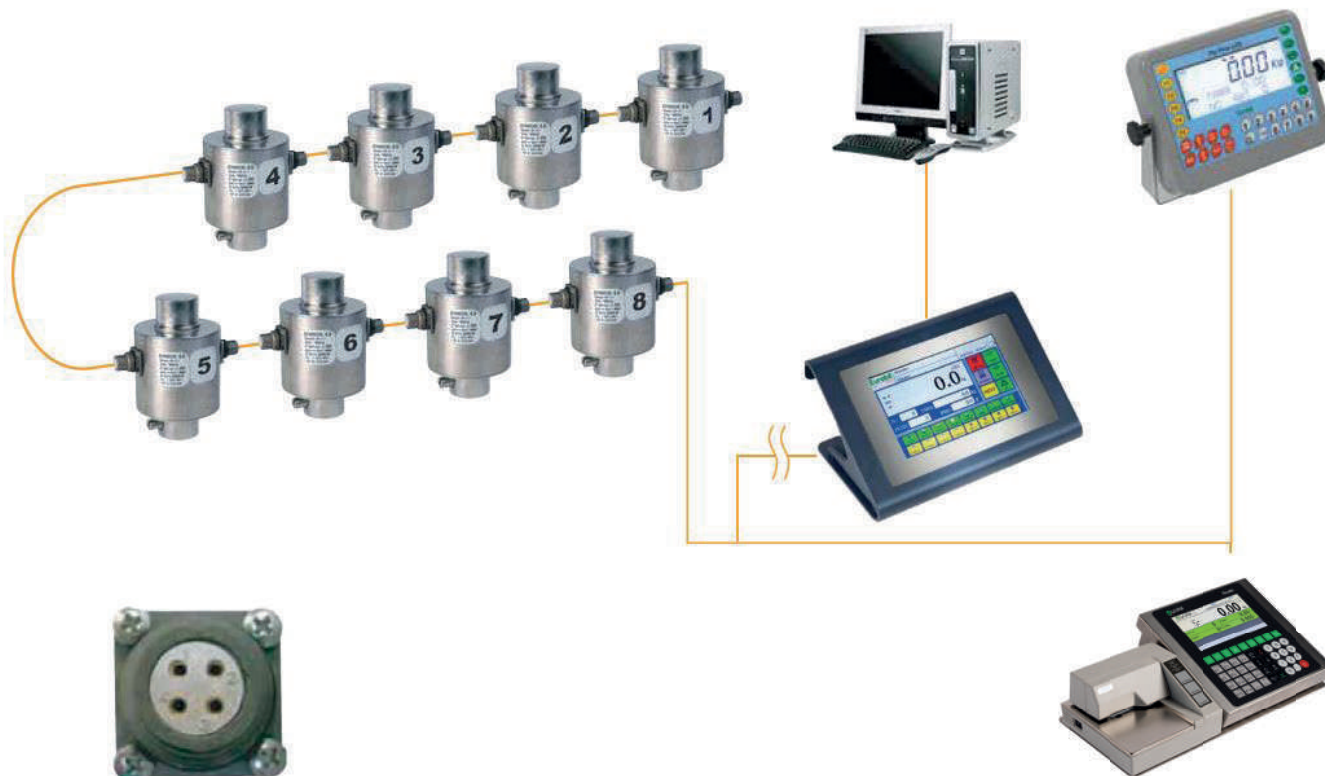
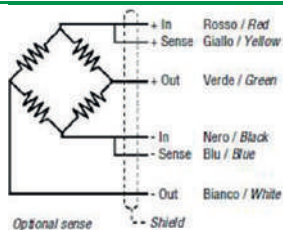
con connettore diretto a visore

## Technical data:

Accuracy class	C4
Vmin	E <sub>max</sub> /15000
Voltage	8÷15 V DC
Consumption of electricity	35 mA
Speed of transmission	100 kHz
Conversion	40/s
Resolution	24 bit
Temperature limits OIML R60	-10°C/+40°C
Insulation resistance	> 5000 MΩ

Capacity: 10/15/20/25/30/40/50 t • Digital cell of load  
• Complies with ≤ 4000 divisions CE OIML-R60 •  
Protected against humidity IP-69 k (DIN 40050)  
• Totally welded • Only version in inox steel

## Connection

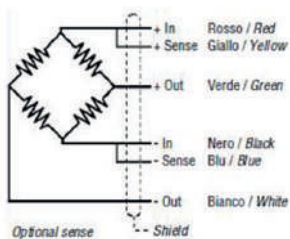


# CR-1



Capacity: 2.5-5-10 t • Low profile compression load cell • Up to 1000 divisions OIML-R60 • Fully stainless steel • Protected against humidity IP-68 • With gas dischargers to protect against atmospheric discharges

## Connection

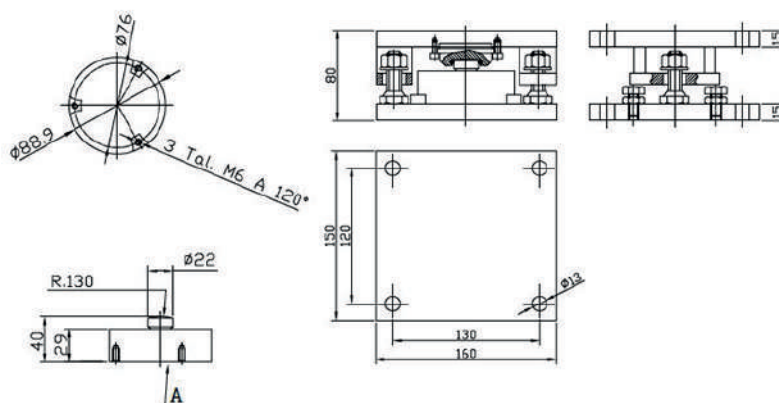


## Technical data:

Accuracy class	
Rated output	$2 \pm 0.1\% \text{ mV/V}$
Vmin	$E_{\text{max}}/14000$
Range of excitation	$5 \div 15 \text{ V}$
Input resistance	$800 \pm 3 \Omega$
Output resistance	$700 \pm 3 \Omega$
Temperature limits OIML R60	$-10^\circ\text{C} / +40^\circ\text{C}$
Insulation resistance	$>5000 \text{ M}\Omega$

## Dimensions

## Fold back arm

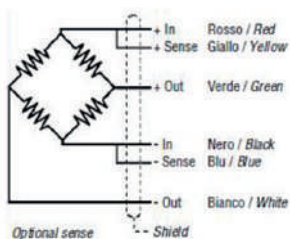


# CR-2



Capacity: 20-30 t • Low profile compression load cell • Up to 1000 divisions OIML-R60 • Fully stainless steel • Protected against humidity IP-68 • With gas dischargers to protect against atmospheric discharges

## Connection

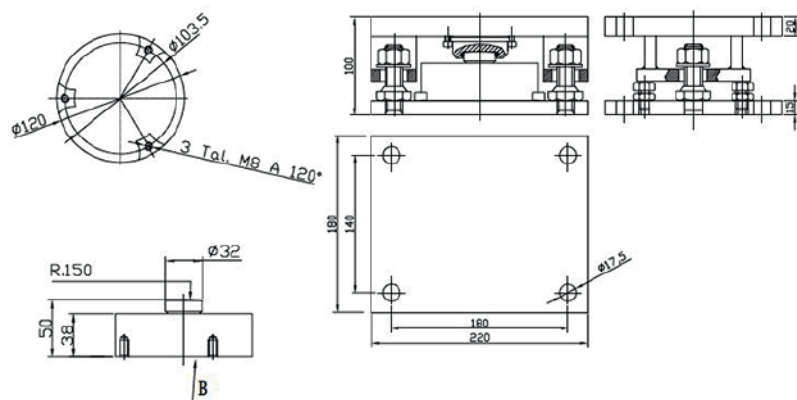


## Technical data:

Accuracy class	
Rated output	$2 \pm 0.1\% \text{ mV/V}$
Vmin	$E_{\text{max}}/14000$
Range of excitation	$5 \div 15 \text{ V}$
Input resistance	$800 \pm 3 \Omega$
Output resistance	$700 \pm 3 \Omega$
Temperature limits OIML R60	$-40^\circ\text{C} / +80^\circ\text{C}$
Insulation resistance	$>5000 \text{ M}\Omega$

## Dimensions mm

## Fold back arm



INDUSTRIA

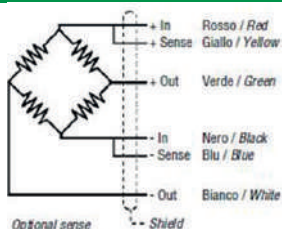
# CS-A

CE Certificate  
N° E-14-02.C01



Capacity: 10 - 15 - 20 - 25 - 30 - 35 - 40 - 50 t • Compression load cell • Up to 6000 divisions OIML-R60 • Fully stainless steel • Fully welded. Protected against humidity IP-69K (DIN40050-9) • With gas dischargers to protect against atmospheric discharges • Available cable with metallic cover

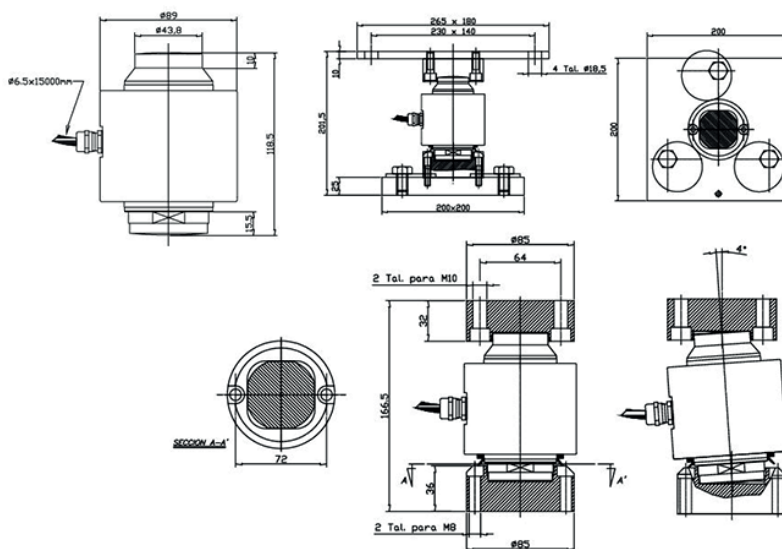
## Connection



## Technical data:

Accuracy class	C4-C5-C6
Rated output	$2 \pm 0.1\%$ mV/V
Vmin	Emax/18000
Range of excitation	$5 \div 15$ V
Input resistance	$800 \pm 3 \Omega$
Output resistance	$700 \pm 3 \Omega$
Temperature limits OIML R60	$-10^{\circ}\text{C} / +40^{\circ}\text{C}$
Insulation resistance	$>5000 \text{ M}\Omega$

## Dimensions mm



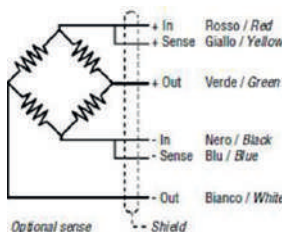
# CS-DP

CE Certificate  
N° E-14-02.C01



Capacity: 10 - 15 - 20 - 25 - 30 - 35 - 40 - 50 t • Compression load cell • Up to 6000 divisions OIML-R60 • Fully stainless steel • Fully welded. Protected against humidity IP-69K (DIN40050-9) • With gas dischargers to protect against atmospheric discharges • Available cable with metallic cover

## Connection

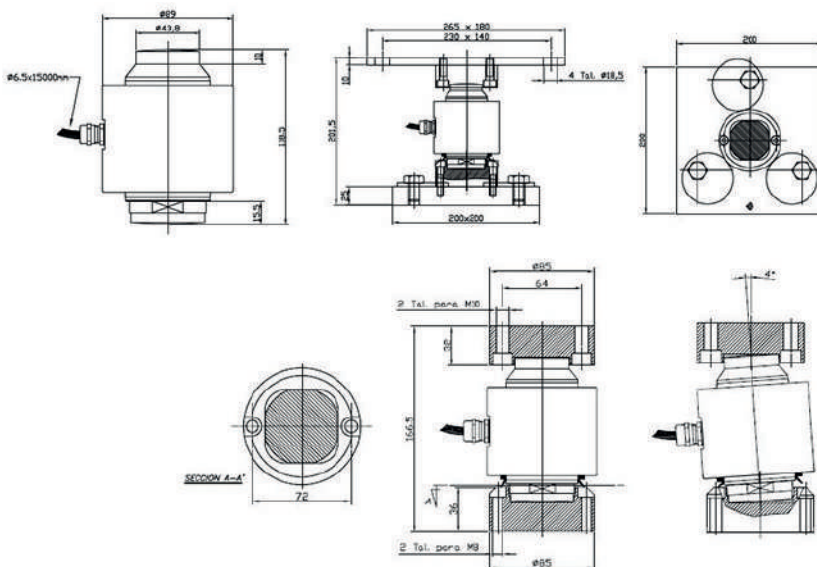


## Technical data:

Accuracy class	C4-C5-C6
Rated output	$2 \pm 0.1\%$ mV/V
Vmin	Emax/18000
Range of excitation	$8 \div 15$ V
Input resistance	$800 \pm 3 \Omega$
Output resistance	$700 \pm 3 \Omega$
Temperature limits OIML R60	$-40^{\circ}\text{C} / +80^{\circ}\text{C}$
Insulation resistance	$>5000 \text{ M}\Omega$

## Dimensions mm

## Accessori | Fold back arm



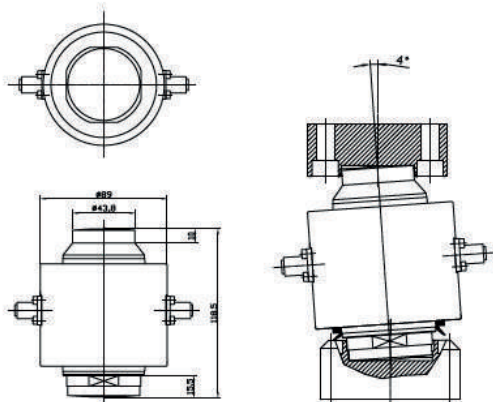
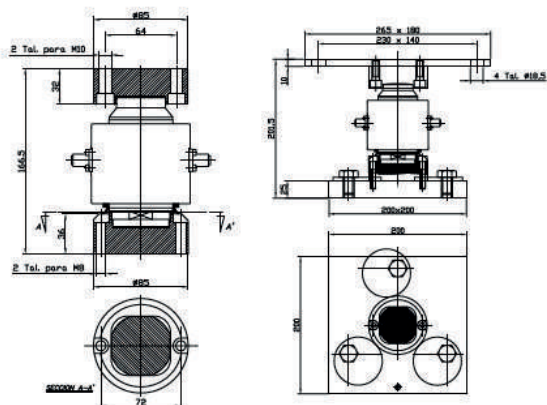
**CE** Certificate  
N° E-02-02.C02

Capacity: 10/15/20/25/30/35/40/50 t • Digital cell of load • Complies with  $\leq 6000$  divisions CE OIML-R60 • Protected against humidity IP-69 k (DIN 40050) • Totally welded • Only version in inox steel



Optional sense

In Rosso / Red  
Sense Giallo / Yellow  
Out Verde / Green  
In Nero / Black  
Sense Blu / Blue  
Out Bianco / White  
Shield



Accuracy class	C4-C5-C6
Voltage	8÷15 V DC
Input resistance	570 ± 3 MΩ
Consumption of electricity	35 mA
Speed of transmission	100 kHz
Conversion	40/s
Resolution	24 bit
Temperature limits OIML R60	-40°C/+80°C
Insulation resistance	> 5000 MΩ



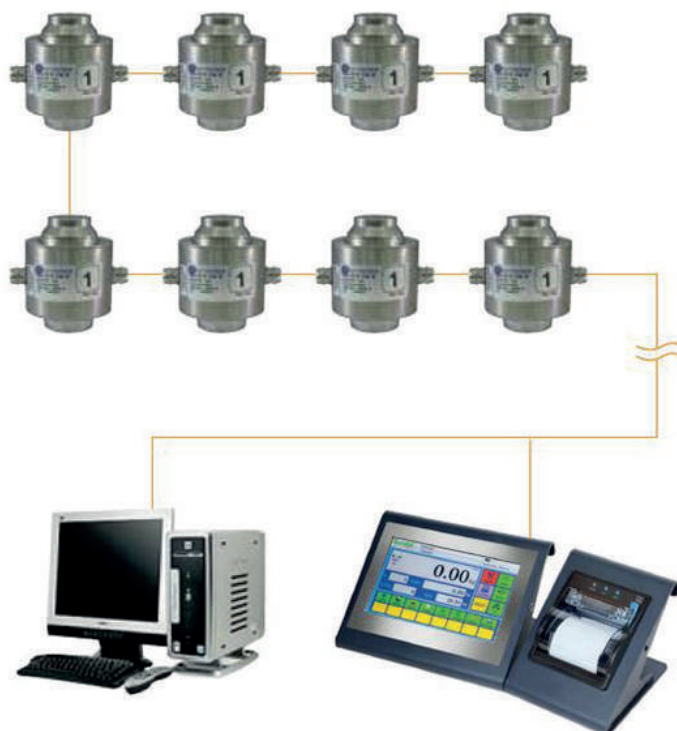
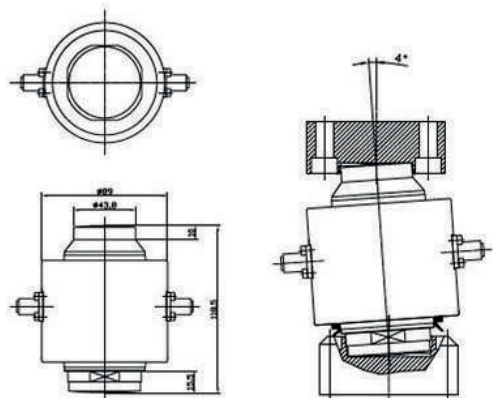
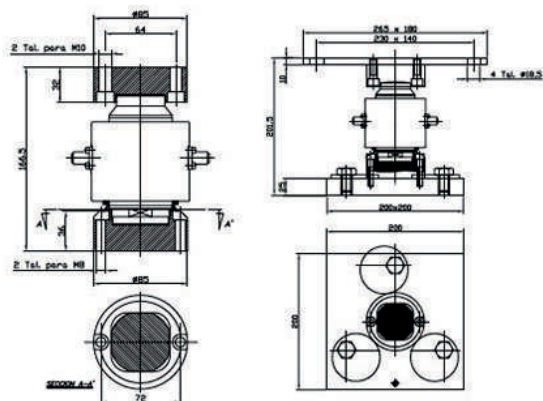
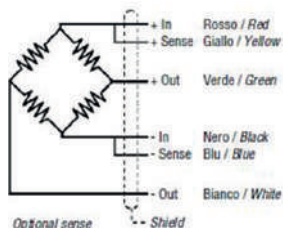
# CS-DC (IS)

CE Certificate  
N° E-02-02.C02

Direct connector to display (no junction box required)

Capacity: 10/15/20/25/30/35/40/50 t • Digital cell of load  
• Complies with  $\leq 6000$  divisions CE OIML-R60  
• Protected against humidity IP-69 k (DIN 40050) •  
Totally welded • Only version in inox steel

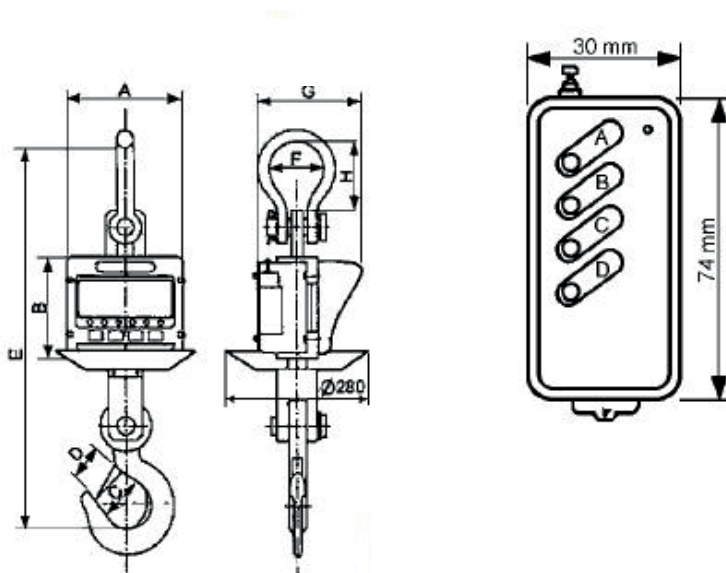
## Connection



## Technical data:

Accuracy class	C4-C5-C6
Voltage	8÷15 V DC
Input resistance	570 $\pm$ 3 M $\Omega$
Consumption of electricity	35 mA
Speed of transmission	100 kHz
Conversion	40/s
Resolution	24 bit
Temperature limits OIML R60	-40°C/+80°C
Insulation resistance	> 5000 M $\Omega$

# OCS electronic dynamometer



Dimensions mm

Code	A	B	C	D	E	F	G	Weight
OCS-AAE-06	260	195	47	34	530	76	200	13
OCS-AAE-1	260	195	47	34	530	76	200	13
OCS-AAE-2	260	195	47	34	530	76	200	13
OCS-AAE-3	260	195	50	40	547	76	200	14
OCS-AAE-5	260	195	60	48	634	80	210	24
OCS-AAE-10	260	205	70	52	735	90	220	35
OCS-AAE-15	260	215	85	60	855	135	230	51

## Main features

- 5 Digit LED display.
- Aluminium case.
- Complete with rechargeable battery and charger.
- Complete with remote control.
- 360° swivel hook.

## OCS-AAE dynamometer

Load	Division	Code
600 kg	200 g	ZOCS0T6
1000 kg	200 g	ZOCS1TO
2000 kg	1000 g	ZOCS2TO
3000 kg	1000 g	ZOCS3TO
5000 kg	2000 g	ZOCS5TO
10.000 kg	5000 g	ZOCS10T
15.000 kg	5000 g	ZOCS15T


## OCS SMALL dynamometer

Load	Division	Code
60 kg	20 g	ZOCS060
150 kg	50 g	ZOCS150
300 kg	100 g	ZOCS300
500 kg	200 g	ZOCS500





# FMS02 ITALY PLATFORMS COMPLETE WITH DISPLAY OR PLATFORM ONLY



## FMS02 ITALY Platforms Main Features

- Painted steel single-structure weighing platform (with smooth plate) for installation flush with the floor or above ground.
- Weight detection through 4 shear load cells, approved up to 3000 divisions and with IP67 protection.
- 5m shielded connection cable to the display.
- Self-centring articulated feet for each load cell and levelling bubble.
- Junction box complete with board, connectors and with IP68 protection.
- Frame for foundation pit with 4 angles for footplate housing (optional).

## FLY/1 Display Main Features

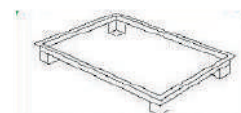
- Automatic and manual tare device.
- Container: ABS.
- Tare locking/unlocking device.
- Battery level indicator device.
- Counting functions.
- 9 storable tares.
- 99 codes with assignable PMU and management of totalisations.
- Weighing with final totalisation, printing of totals per code.
- Weighing storage and subsequent download to PC.
- Energy autonomy approx. 10 hours.
- Battery charging time approx. 12 hours.
- Programmable auto switch-off device.
- Connection to personal computers, printers, repeaters.

4-cell FMS02 ITALY type platforms complete with FLY/1 display, or PLATFORM ONLY approved up to 3000 M.R. divisions.

Model	Dimensions	Load and DIV		Painted code
		Max kg*	e g*	
With FLY/1 display	100x125	3000	500/1000 M.R.	PFMV3T0-100X125
Platform only	100x125	3000		PFMS3T0-100X125
With FLY/1 display	125x125	3000	500/1000 M.R.	PFMV3T0-125X125
Platform only	125x125	3000		PFMS3T0-125X125
With FLY/1 display	125x150	3000	500/1000 M.R.	PFMV3T0-125X150
Platform only	125x150	3000		PFMS3T0-125X150
With FLY/1 display	150x150	3000	500/1000 M.R.	PFMV3T0-150X150
Platform only	150x150	3000		PFMS3T0-150X150

## Accessories TYPE FMS02

	Painted code	Stainless steelcode
Frame 100x125	ACB0585N100X125	ACB0585I100X125
Frame 125x125	ACB0586N125X125	ACB0586I125X125
Frame 125x150	ACB0587N125X150	ACB0587I125X150
Frame 150x150	ACB0589N150X150	ACB0589I150X150
Sheathing insulation		OGE1COB
Platform stand H 200 mm	CAVALLETTO	CAVALLETTO-I




Frame for foundation pit



Platform stand

# SINGLE-CELL PLATFORMS

## MERCURY 24



### MAIN FEATURES MERCURY 24 PLATFORMS

Small and medium capacity electronic platforms, with offcenter load cell, approved. Stainless steel platform, compatible with any load cell indicator.

- Uses OIML R60-approved aluminium single point load cell with dust and moisture protection to IP65 standards (350 Ohm input resistance).
- Oven-baked tubular steel structure, adjustable support feet and level. Standard satin-finished AISI 304 stainless steel loading surface. Power supply Max. 15 VDC.
- 3 m shielded connection cable with connectors for connection to the indicator.

Pan available versions mm	Height mm	capacities and DIV		Code
		Max kg*	CE-M g	
400x400	125	60	20 g	PMERCURY403060
400x400	130	150	50 g	PMERCURY403150
600x600	150	60	20 g	PMERCURY603060
600x600	150	150	50 g	PMERCURY603150
600x600	150	300	100 g	PMERCURY603000
800x800	170	300	100 g	PMERCURY803000
800x800	170	600	200 g	PMERCURY806000

# PALLET TRUCK SCALE MOD APS AW WITH 4 LOAD CELLS



ABS weight indicator with backlit LCD display



The pallet truck scale Mod. APS AW, with an integrated weighing system featuring four load cells, has a robust structure made of oven-baked painted sheet steel and an ABS weight indicator with a functional keypad. The backlit LCD display with 30 mm high digits guarantees excellent visibility in all ambient lighting conditions. The internal rechargeable battery has an autonomy of 50 hours.

## Structure

- Oven-baked steel structure.
- Lifting capacity: 2000 kg.
- Fork dimensions: 1200 x 550 x 85 mm.
- Total weight: 150 kg. Approx.

## Load Cells

- No. 4 nickel-plated steel load cells with ip67 protection.
- ABS junction box with ip67 protection.

## Functionality

- Tare resetting
- Unit selection: kg., lb.
- RS232 data output.

Version	Description	Max Capacity Max kg*	Division Kg	Code
APS AW	Painted structure	2000 kg	1 kg	ZAPS2T0

# MERCURY 24 PACKAGE SCALE MADE IN ITALY



## MAIN FEATURES MERCURY 24 PLATFORMS

- Stainless steel red LED display
- Additional on-screen status indicators
- Accuracy class III, 3000 divisions
- Uses OIML R60-approved aluminium single point load cell with dust and moisture protection to IP65 standards (350 Ohm input resistance).
- Power supply: internal long-life battery (6 VDC/4Ah) and mains power (220 VAC - 50/60 Hz)
- Weighted summation function
- Piece-counting function
- Tare and zero reset function
- 60 cm column (h standard)
- Stainless steel pan 40x40 cm or 60x60 cm
- Oven-baked tubular structure.
- Levelling feet and level bubble.
- Temperature range 0°C to +40°C

Pan available versions mm	Height mm	Load capacities and DIV		Code
		Max kg*	CE-M g	
400x400	125	60	10/20 g	BMERCURY403060
400x400	130	150	20/50 g	BMERCURY403150
600x600	150	150	20/50 g	BMERCURY603060
600x600	150	300	50/100 g	BMERCURY603000

Model accessories	Code
Cart M40 painted	OM40CAR
Cart M40 stainless steel	OM41CAR
Cart M60 painted	OM60CAR
Cart M60 stainless steel	OM61CAR



# VIEWER MERCURY 24



## MERCURY 24 MAIN FEATURES

- Tare function, zeroing, weighing summation, piece counting
- Stainless steel container with bracket for wall mounting.
- Red LED display
- 8-button membrane keypad.
- RS232 serial interface
- Powered by internal battery 6 VDC/4Ah and mains 220 VAC - 50/60 Hz
- Temperature range 0° to+ 40° C
- CE-M certification

Model	Code
MODEL MERCURY 24	VLP7510

# ACS-Z SCALE



## Technical specifications:

- Electronic scale for internal laboratory use
- Backlit display
- Automatic switch-off for energy saving
- Internal rechargeable battery (the scale can be used while charging the battery)
- Automatic zero tracking
- Power supply: AC 220V / 50Hz, 110V / 60Hz
- Scale size: 290x320mm
- Plate dimensions: 270x 220mm

## Model

ACS-Z capacity 30kg division 1g

## Code

BACS-Z-030



INDUSTRIA



# GTW-INOX STAINLESS STEEL WEIGHING SCALE



**Main features:**

- Stainless steel IP68 degree of protection
- Battery autonomy 70 hours
- 220 VAC power supply
- Pan size mm. 230x210
- CE-M certification and metrology certificate

Model	Code
Electronic scale GTW kg. 1,5/3 : 0,5/1g stainless steel	BGTW01.5
Electronic scale GTW kg. 3/6 : 1/2g stainless steel	BGTW003
Electronic scale GTW kg. 6/15 : 2/5g stainless steel	BGTW006
Electronic scale GTW kg. 15/30 : 5/10g stainless steel	BGTW015



# General Information

The products mentioned in this price list comply with the European standards for electromagnetic compatibility (EMC) and, where applicable, electrical safety. They are CE marked instruments and can therefore be freely sold in all countries of the European Community or other countries.

Since they are mostly measuring instruments, they may be subject to internal regulations in each country.

Unless otherwise specified, the instruments are duly CE-certified with regard to the European regulations for non-automatic weighing instruments (NAWI) in class III.

In the case of all instruments which are required to meet special performance requirements not covered by the certification, or

which do not have metrological certification, Eurobil accepts no liability for any fraudulent use of the instrument in question by the user.

Eurobil will then subject the weighing instruments to metrological verification in accordance with the accuracy class of the instrument in question, which is then marked with plates bearing the symbols required by the EC approval certificates. They are then protected against tampering by seals of the appointed Notified Body.

The relevant declarations of conformity are then issued, which must accompany the instrument at the place of installation.

## General Terms and Conditions of Sale

### 1) PREMISE:

The conditions of sale indicated below, will be applied to all customer orders, received and accepted by Eurobil, having as their object the sale of products, machines, consumables or other objects of Eurobil resale. The sales prices, expressed in euros, will be those stated in the price list (which are net of VAT). Special supplies will be quoted from time to time and communicated by means of a duly dated and numbered written offer.

### 2) VALIDITA' LISTINO:

This price list shall remain in force until a new version is issued. Eurobil reserves the right to change it at any time without giving any prior notice, but to notify all encoded customers in writing at a later date. In this case, Eurobil will allow a short period of time (approx. 20-30 days), in which to conclude any quotations that the customer still has open negotiations.

### 3) ORDERS:

The customer's order must be submitted to Eurobil in writing (fax or other). Only in exceptional cases will a telephone order be considered. The order, if possible on the letterhead of the writing company and duly signed by the customer. Orders will only be considered accepted after the order confirmation has been issued by Eurobil. This will be sent to the customer, who must return it duly countersigned and reconfirmed in all parts. In the event that this does not occur, the order shall be deemed automatically accepted.

### 4) DELIVERIES:

The delivery dates will be those stated on the order confirmation. It is Eurobil's right to inform the customer when the goods are ready but, even if this is usually the case, we invite the parties concerned to check that this delivery date has been respected by telephoning before collecting the goods.

### 5) SHIPPING COSTS:

All deliveries shall be made to the consignee and, in any case, ex Eurobil, except for those agreed otherwise by mutual agreement. Where possible, Eurobil may arrange shipment via its own contracted carrier and charge the freight costs to the invoice.

### 6) SHIPPING RISKS

In all cases of transport, including carriage free of charge charged on the invoice, Eurobil is exempt from any liability for theft, loss, damage or other. Only in the event that Eurobil carries out the delivery with its own personnel, Eurobil shall be liable from the Eurobil head office to the place of delivery.

### 7) TESTING AND INSTALLATION COSTS

The costs of testing and installation are generally excluded and, if required, will be assessed in the final invoice.

### 8) WARRANTY

Eurobil guarantees that, at the time of delivery, its products are free from defects in materials and workmanship, however, a warranty period of twelve months from the date of delivery shall apply. Excluded will be any parts which have been tampered with due to misuse by the operator, the carrier or technicians not authorised by Eurobil. Transport costs accompanying the goods to be repaired shall be borne by the customer both in the case of delivery and in the case of collection of the repaired product. Any claims for errors or defects in the products must be made in writing within eight days of receipt of the goods. Eurobil will repair or replace (if it considers it necessary) the products or their parts, excluding any other responsibility for direct damage to persons or things belonging to the customer, resulting from the use or non-use of the same. Parts replaced with new or reconditioned parts shall become the property of Eurobil.

### 9) PACKAGING COSTS

L'imballo, ove previsto, sarà applicato al costo.

### 10) RESERVATION OF OWNERSHIP

Goods which are delivered to the customer against his order shall be deemed to be the property of Eurobil until payment of the total agreed price and the relevant duties and taxes. The programmes granted for use to the customer remain, in any case, the exclusive property of Eurobil and/or third parties of which Eurobil is a licensee. In the event of non-payment within the terms stipulated in the order, Eurobil may terminate the order without prejudice to any of its other rights and regain possession of the goods, demanding compensation for all damages deriving from, connected with and related to this, which will be borne by the defaulting customer.

### 11) PAYMENTS:

Standard payments will be as follows:

- first deliveries absolutely payment by bank transfer in advance with an additional discount of 3% (valid only for prompt payment)
  - invoices of less than € 250,00 payment by bank receipt with a 30-day due date invoice end of month - regardless of the usual terms of payment
- Special terms of payment shall be taken into account and customised, depending on the customer's annual turnover and, in any case, mutually agreed upon by both parties. Exceptions or disputes shall not entitle the customer to suspend payments.

### 12) CUSTOMER SERVICE

A telephone assistance service and/or on-site intervention by Eurobil's specialised technical staff is available (in this case a request must be made to the Sales Department). In this case, labour hours (at € 55.00 per hour), any spare parts and travel and travel expenses will be charged (please note that travel hours will be charged at € 70.00 per hour and € 0,65 per km travelled).

### 13) JURISDICTION

For any dispute, the Court of BUSTO ARSIZIO shall have exclusive jurisdiction.



**We have been developing  
innovative solutions in industrial  
weighing for 30 years.**



2081



**E.M.L. Inspection Body** Via Olona,183/D - 21013 Gallarate(VA) - [eml@eurobil.it](mailto:eml@eurobil.it)

# WE GIVE WEIGHT TO YOUR WORK

Warranty, reliability and production **made in Italy**



Via Olona, 183/C 21013 Gallarate (VA) Italy  
Tel. +39 0331 793449  
[commerciale@eurobil.it](mailto:commerciale@eurobil.it)



[eurobil.it](http://eurobil.it)